



News Release

National Accounts Estimates of Sri Lanka; Annual and Forth quarter -2025

Production Approach

Base year - 2015

Department of Census and Statistics

Ministry of Finance, Planning and Economic Development

The Department of Census and Statistics (DCS) Sri Lanka, has released the estimated Gross Domestic Product (GDP) in Production approach at current price and at constant (2015) price and the other macro-economic indicators for the fourth quarter of 2025 (1st of October to 31st of December) and for the year 2025 (1st of January to 31st of December).

Annual 2025;

- The GDP for the year 2025 at constant prices (2015) increased up to Rs. 13,128,577 million from Rs. 12,508,954 million which was recorded in the year 2024.
- The GDP growth rate for the year 2025 is estimated as 5.0 percent.
- In the year 2025, the three sectors of the economy; Agriculture, Industry and Services expanded by 1.4 percent, 7.8 percent and 3.3 percent respectively.

4th Quarter 2025;

- The GDP growth rate for the fourth quarter of 2025 is estimated as 4.8 percent of positive growth rate.

Inside

Executive summary - 2

Background - 2

Performance in Agricultural Activities – 3

Performance in Industrial Activities – 3

Performance in Services Activities - 4

Performance in fourth quarter - 4

Source Publication

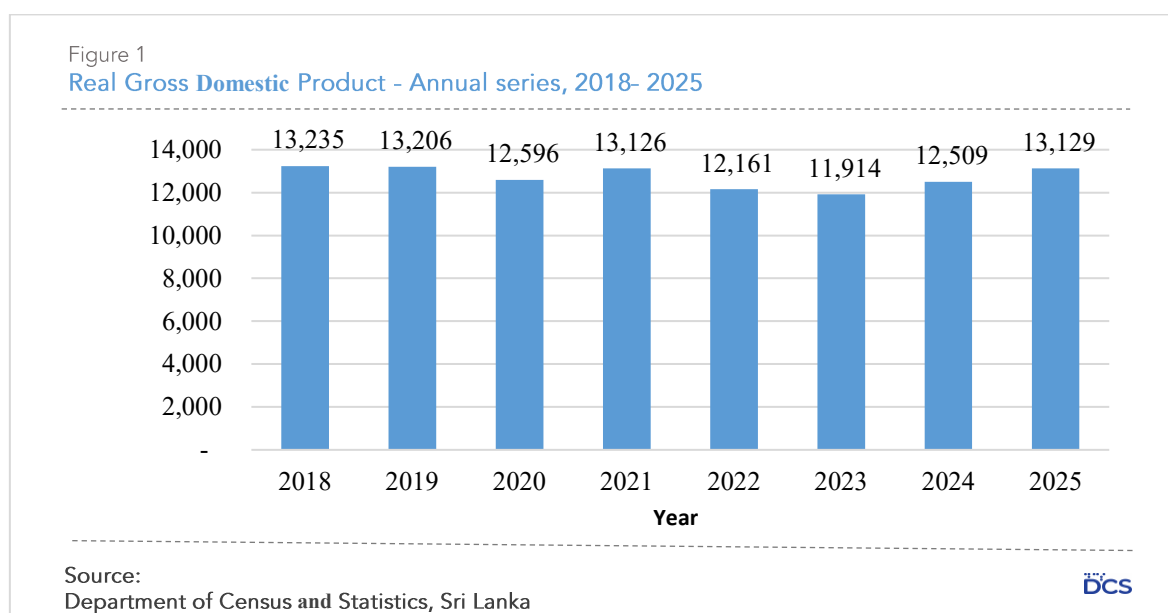
<http://www.statistics.gov.lk/NationalAccounts/StaticallInformation/GDP2015>

Executive summary

Issuing a communiqué, on releasing National Accounts Estimates, the Department of Census and Statistics states that the GDP growth rate for the year 2025 has been estimated as 5.0 percent of positive growth rate.

Accordingly, the Gross Domestic Product for Sri Lanka for the year 2025 at constant price (2015) increased up to Rs. 13,128,577 million from Rs. 12,508,954 million which was recorded in the year 2024.

The following Figure 1 reflects the changes in the real GDP levels in the annual GDP series from the year 2018 to year 2025.



In addition, the Gross Domestic Product of Sri Lanka for the year 2025 at current price increased up to Rs. 32,750,844 million from Rs. 30,095,825 million registering 8.8 percent of positive change in the GDP at current prices.

The three major economic activities of the economy; ‘Agriculture’, ‘Industry’ and ‘Services’ contributed their share to the GDP at current price by 8.4 percent, 25.4 percent and 54.6 percent respectively, while ‘Taxes less subsidies on products’ component has contributed 11.6 percent of share to the GDP in the year 2025.

All the three major economic activities of the economy; Agriculture, Industry and Services expanded by 1.4 percent, 7.8 percent and 3.3 percent respectively in the year 2025.

Background

It has obviously been reflected on the economic performances in the year 2025 that lifting vehicle imports restrictions and subsequence effect it planted on peoples’ expectations about ‘good economy’ mainly defined the reported expansion in the economy through financial services, insurance services and wholesale and retail trade including repair of motor vehicles. The economic climate surrounded in 2025 was favorable for a solid economic performance through few aspects; entrepreneur friendly inflation started to rise early in the third

quarter of 2025 coupled with the mostly stabilize exchange rate amid continuously decreasing interest rate. Fundamentally, mining and quarrying, construction and manufacturing were influential to the reported growth in 2025. This was further strengthened by the reported striking expansions in electricity generation, water supply and most of the services activities in 2025.

Performance in Agricultural Activities

In the year 2025, overall agriculture activities reported an expansion of 1.4 percent when compared to the 0.6 percent expansion recorded in the year 2024.

The growth reported in agriculture activities was underpinned by the expansion in ‘Plant propagation’ (28.1 percent), ‘Forestry and logging’ (10.7 percent), ‘Animal production’ (10.5 percent), ‘Growing of oleaginous fruits including coconuts’ (8.2 percent), ‘Agricultural supporting activities’ (5.5 percent), ‘Growing of rice’ (5.3 percent), ‘Growing of sugar cane and tobacco’ (4.2 percent), ‘Growing of fruits’ (1.9 percent), ‘Growing of tea’ (1.4 percent), ‘Growing of spices’ (0.3 percent), ‘Growing of cereals’ (0.2 percent). In the meantime, as a result of adverse weather conditions occasionally prevailed in the country during the year some agriculture activities reported declines. ‘Marine fishing and marine aquaculture’ (0.1 percent), ‘Growing of other perennial crops’ (5.1 percent), ‘Growing of rubber’ (6.0 percent), ‘Growing of vegetables’ (7.1 percent), ‘Growing of coffee, cocoa and other beverage crops’ (10.1 percent), ‘Fresh water fishing and fresh water aquaculture’ (45.3 percent) reported declining trends in the year 2025.

Performance in Industrial Activities

In the year 2025, overall industrial activities expanded by 7.8 percent compared to the 11.1 percent of expansion which was reported in the previous year.

Within the ‘Industrial activities’, almost all the sub activities, reported expansions in the year 2025. Being the substantial contributors in this reported positive growth among industrial activities, ‘Construction’ (9.2 percent) and ‘Mining and quarrying’ (16.9 percent) reported notable expansions.

Meantime, overall manufacturing industry grew by 6.2 percent and was facilitated by almost all of the manufacturing sub activities, except ‘Other manufacturing and repair and installation of machinery and equipment’ (5.8 percent) which was the only manufacturing activity reported decline in 2025. Among the manufacturing activities, ‘Manufacture of coke and refined petroleum products’ (16.9 percent), ‘Manufacture of other non-metallic mineral products’ (16.2 percent), ‘Manufacture of basic metal and fabricated metal products’ (15.8 percent), ‘Manufacture of paper and paper products’ (10.5 percent), ‘Manufacture of textiles, wearing apparel, leather and other related products’ (8.0 percent), ‘Manufacture of food, beverages and tobacco products’ (5.2 percent), ‘Manufacture of wood and wood products’ (5.0 percent), ‘Manufacture of furniture’ (2.9 percent), ‘Manufacture of chemical products and basic pharmaceutical products’ (2.8 percent), ‘Manufacture of rubber and plastic products’ (2.6 percent), ‘Manufacture of machinery and equipment’ (1.4 percent) reported expansions during the year 2025.

Meantime ‘Electricity, gas, steam and air conditioning supply’ and ‘Water collection, treatment and supply’ also reported positive growth rates of 9.2 percent and 5.7 percent respectively in year 2025. ‘Sewerage, Waste, treatment and disposal activities’ too reported an increase of 8.1 percent.

Performance in Services Activities

In the year 2025, overall service sector expanded by 3.3 percent compared to the 2.4 percent expansion reported in the previous year.

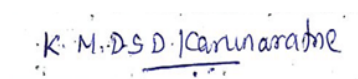
For this encapsulated growth of 3.3 percent in 2025, being the main facilitator, 'Insurance, reinsurance and pension funding' reported a 14.6 percent increase followed by 'IT programming consultancy and related activities' (12.8 percent). Moreover, 'Accommodation, food and beverage serving activities' (12.4 percent) and 'Financial service activities' (10.6 percent) reported striking expansions during 2025. Meantime, Postal and courier services' (8.9 percent), 'Real estate activities and ownership of dwelling' (3.6 percent), 'Telecommunication' (3.1 percent), 'Transportation of goods and passengers including warehousing' (3.0 percent), 'Human health and residential care activities' (3.0 percent), 'Professional services' (2.4 percent), 'Programming and broadcasting activities' (2.0 percent), 'Wholesale and retail trade' (1.4 percent), 'Education' (1.3 percent), 'Other personal services' (1.0 percent) reported expansions in 2025.

'Public administration and defense' (1.3 percent) was the only services activity which contracted during 2025.

Performance in 4th quarter of 2025

In the 4th quarter of 2025, the real Gross Domestic Product grew by 4.8 percent compared to the reported 5.6 percent positive growth rate in the same quarter of the previous year. Accordingly, the Gross Domestic Product for Sri Lanka for the fourth quarter of 2025 at constant prices (2015) grew to Rs 3,414,142 million from Rs. 3,256,900 million which was recorded in the fourth quarter of 2024. In addition, the Gross Domestic Product for Sri Lanka for the fourth quarter of 2025 at current prices increased by 10.0 percent to Rs 8,700,316 million from Rs. 7,911,421 million which was recorded in the fourth quarter of 2024. In the fourth quarter of 2025, Agricultural activities reported a 2.1 percent increase while Industries and Services activities reported 7.3 percent and 3.1 percent growth rates respectively.

According to the DCS, detailed information of GDP has been published in the Department website: <http://www.statistics.gov.lk/NationalAccounts/StaticallInformation/GDP2015>




K.M.D.S.D. Karunaratne

Director General

The Vision of DCS





"To be the leader in the region in producing timely statistical information to achieve the country's development goals."

 **Department of Census & Statistics,**
Sankyana Mandiraya
No. 306/71, Polduwa
Road, Battaramulla

 info@statistics.gov.lk
 +94 11 2147000
 +94 11 2147011
 statistics.gov.lk

The Mission of DCS

"Making contribution in the socioeconomic development of the country by providing accurate timely statistics, more Effectively by means of new technology, and utilising the services of dedicated staff under a strategic leadership to become a prosperous nation in the globalised environment."

This publication is produced by the National Accounts Division
 **3rd floor, Department of Census and Statistics**
 National.accounts@statistics.gov.lk
 +94 112147071  +94 112877938