

Table 6.1

No.of Schools by Divisional Level According to Educational zone and Educational Division within District - 2015

Educational Zone	Educational Division	D.S Division	No.of Schools	
Paddiruppu	Manmunai South & EP	Manmunai South & EP	37	
	Porativu Pattu	Porativu Pattu	32	
Batticaloa Central	Kattankudy	Kattankudy	22	
		Manmunai North	3	
		Manmunai Pattu	5	
	Eravur Town	Eravur Town	17	
		Eravur Pattu	1	
		Koralai PattuWest	Koralai Pattu West	17
			Koralai Pattu Central	8
			Koralai Pattu North	1
Batticaloa	Manmunai Pattu	Manmunai Pattu	15	
	Manmunai North	Manmunai North	39	
	Eravur Pattu 1	Eravur Pattu	10	
Batticaloa West	Manmunai West	Manmunai West	30	
	Eravur Pattu 3	Eravur Pattu	1	
		Koralai Pattu South	13	
	Manmunai South West	Manmunai South West	21	
Kalkudah	Eravur Pattu 2	Eravur Pattu	13	
		Koralai Pattu Central	10	
	Koralai Pattu North	Koralai Pattu North	20	
	Koralai Pattu	Koralai Pattu	24	
		Koralai Pattu Central	1	
		Koralai Pattu South	15	
Total			355	

Source: Divisional Education Office

Table 6.2

Classification of Schools by Divisional Level - 2015							
S.No	D.S Division	National Schools	Other Schools				Total
			1AB Schools	Grade I C Schools	Grade 2 Schools	Grade 3 Schools	
1	Koralai Pattu North	0	0	3	9	9	21
2	Koralai Pattu Central	0	1	2	3	13	19
3	Koralai Pattu West	2	2	2	2	9	17
4	Koralai Pattu	0	3	2	8	11	24
5	Koralai Pattu South	0	0	2	8	18	28
6	Eravur Pattu	0	3	5	6	11	25
7	Eravur Town	1	2	1	5	8	17
8	Manmunai North	4	4	4	17	13	42
9	Manmunai West	0	2	1	13	14	30
10	Kattankudy	2	0	5	5	10	22
11	Manmunai Pattu	0	1	4	5	10	20
12	Manmunai South West	0	2	4	6	9	21
13	Porativu Pattu	0		7	12	13	32
14	Manmunai South & EP	1	4	8	7	17	37
Total		10	24	50	106	165	355

Source: Divisional Education Office

Table 6.3

Classification of Schools by Type of school within District 2013 - 2015						
Type of School	Year					
	2013		2014		2015	
	No	%	No	%	No	%
National Schools	9	3	10	3	10	3
Grade 1AB Schools	17	5	21	6	24	7
Grade I C Schools	55	16	51	15	50	14
Grade 2 Schools	112	32	111	31	106	30
Grade 3 Schools	154	44	160	45	165	46
Total	347	100	353	100	355	100

Source: Divisional Education Office

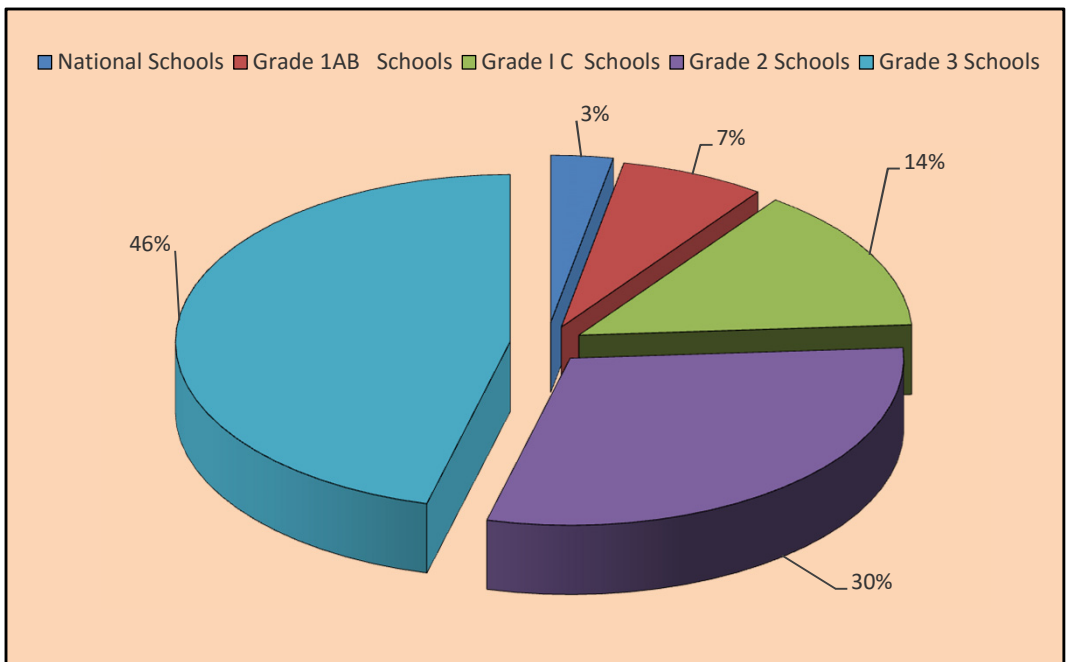


Table 6.4

No.of Students by Divisional Level and Type of Schools - 2015							
S.No	D.S Division	No.of Students					Total
		National Schools	Other School				
			1AB Schools	Grade I C Schools	Grade 2 Schools	Grade 3 Schools	
1	Koralai Pattu North	0	0	1 807	2 273	1 170	5 250
2	Koralai Pattu Central	0	2 128	1 218	1 091	2 335	6 772
3	Koralai Pattu West	2 460	2 591	1 462	942	2 130	9 585
4	Koralai Pattu	0	2 863	1 670	2 405	1 613	8 551
5	Koralai Pattu South	0	0	1 405	2 037	2 226	5 668
6	Eravur Pattu	0	4 143	2 909	1 962	1 906	10 920
7	Eravur Town	1 387	2 109	669	4 212	1 044	9 421
8	Manmunai North	8 599	5 212	1 718	3 599	1 645	20 773
9	Manmunai West	0	1 532	539	3 815	1 123	7 009
10	Kattankudy	3 971	0	3 217	3 285	2 100	12 573
11	Manmunai Pattu	0	510	2 630	1 428	1 073	5 641
12	Manmunai South West	0	999	2 984	1 040	729	5 752
13	Porativu Pattu	0	0	3 710	3 878	873	8 461
14	Manmunai South & EP	2 235	3 255	4 909	2 089	1 959	14 447
Total		18 652	25 342	30 847	34 056	21 926	130 823

Source: Divisional Education Office

Table 6.5

Number and Percentage of Students by Schools within District 2013 - 2015

Type of School	Year					
	2013		2014		2015	
	No	%	No	%	No	%
National Schools	18 599	14	18 526	15	18 652	14
Grade 1AB Schools	18 637	14	21 830	17	25 342	19
Grade I C Schools	39 337	30	33 671	26	30 847	24
Grade 2 Schools	36 208	28	35 090	27	34 056	26
Grade 3 Schools	17 521	14	19 512	15	21 926	17
Total	130 302	100	128 629	100	130 823	100

Source: Divisional Education Office

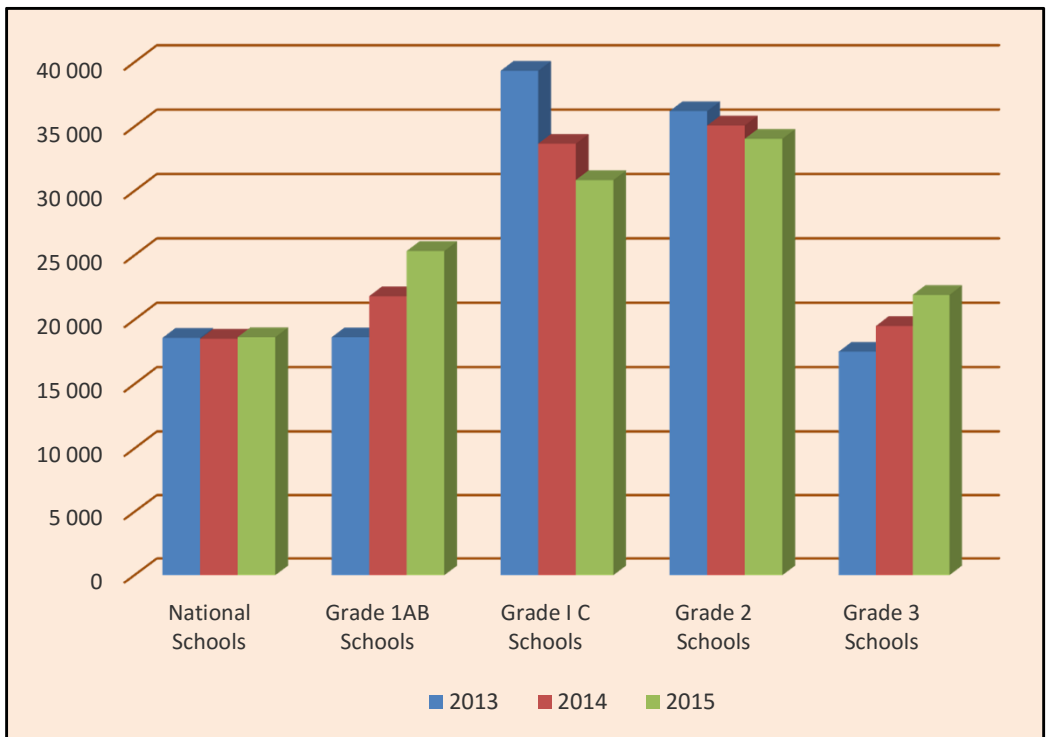


Table 6.6**No.of Teachers by Divisional Level and Type of Schools - 2015**

S.No	D.S.Division	No.of Teachers					Total
		National Schools	Other School				
			1AB Schools	Grade IC Schools	Grade 2 Schools	Grade 3 Schools	
1	Koralai Pattu North	0	0	88	132	53	273
2	Koralai Pattu Central	0	78	56	53	121	308
3	Koralai Pattu West	123	97	59	43	77	399
4	Koralai Pattu	0	135	89	143	92	459
5	Koralai Pattu South	0	0	61	111	123	295
6	Eravur Pattu	0	177	162	123	90	552
7	Eravur Town	79	95	26	156	60	416
8	Manmunai North	425	256	135	309	107	1 232
9	Manmunai West	0	73	20	197	71	361
10	Kattankudy	160	0	151	120	85	516
11	Manmunai Pattu	0	40	138	83	75	336
12	Manmunai South West	0	72	150	88	52	362
13	Porativu Pattu	0	0	208	209	75	492
14	Manmunai South & EP	116	176	287	134	131	844
Total		903	1 199	1 630	1 901	1 212	6 845

Source: Divisional Education Office

Table 6.7

Number and Percentage of Teachers by Schools within District 2013 - 2015

Type of School	No. of Teacher					
	2013		2014		2015	
	No	%	No	%	No	%
National Schools	871	13	912	13	903	13
Grade 1AB Schools	980	15	958	14	1 199	17
Grade I C Schools	1 874	28	1 801	27	1 630	24
Grade 2 Schools	1 886	29	2 015	30	1 901	28
Grade 3 Schools	1 007	15	1 061	16	1 212	18
Total	6 618	100	6 747	100	6 845	100

Source: Divisional Education Office

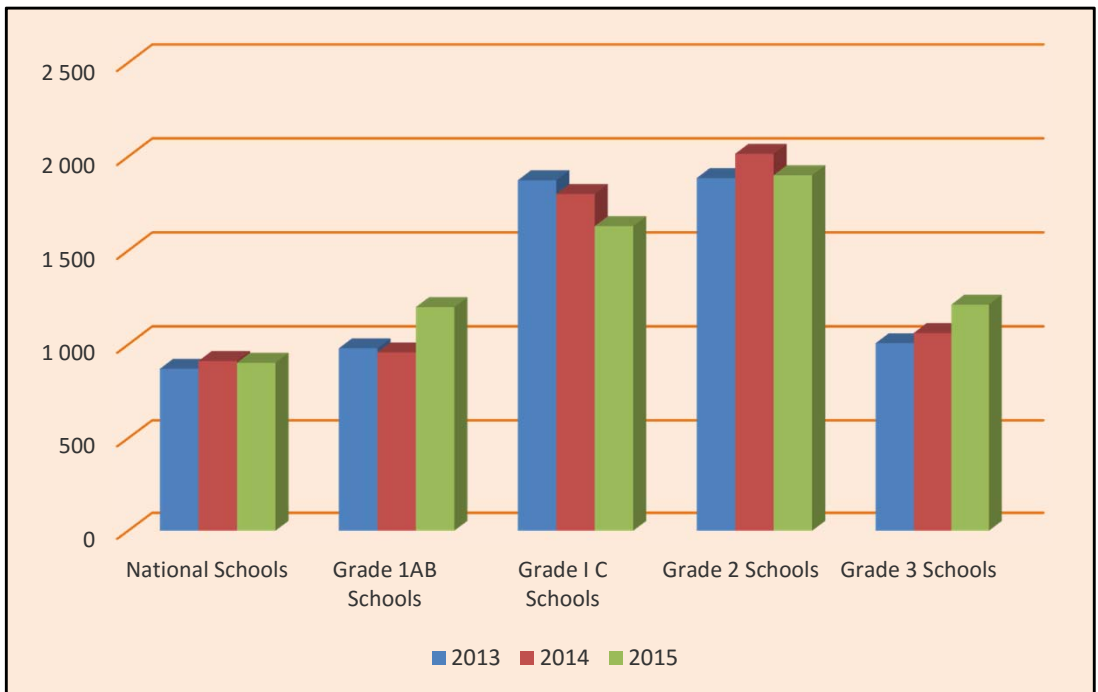


Table 6.8

No.of Teachers, Students and Students/Teachers Ratio by Divisional Level - 2015				
S.No	D.S Division	No.of Students	No.of Teachers	Students / Teacher Ratio
1	Koralai Pattu North	5 250	273	19.23
2	Koralai Pattu Central	6 772	308	21.99
3	Koralai Pattu West	9 585	399	24.02
4	Koralai Pattu	8 551	459	18.63
5	Koralai Pattu South	5 668	295	19.21
6	Eravur Pattu	10 920	552	19.78
7	Eravur Town	9 421	416	22.65
8	Manmunai North	20 773	1 232	16.86
9	Manmunai West	7 009	361	19.42
10	Kattankudy	12 573	516	24.37
11	Manmunai Pattu	5 641	336	16.79
12	Manmunai South West	5 752	362	15.89
13	Porativu Pattu	8 461	492	17.20
14	Manmunai South & EP	14 447	844	17.12
Total		130 823	6 845	19.11

Source: Divisional Education Office

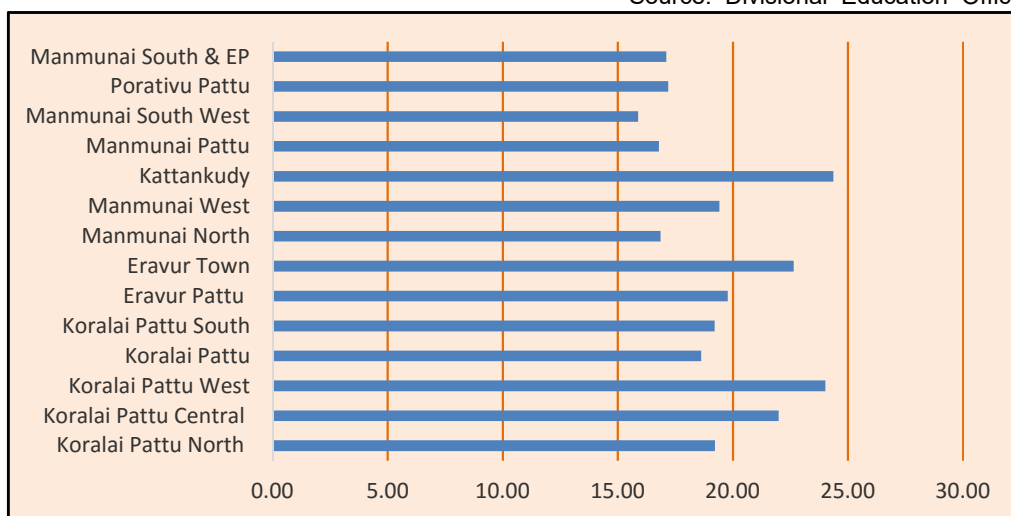


Table 6.9

No.of Teachers by their Educational level and Divisional Level - 2015							
S.No	D.S Division	No.of Teachers					Total
		Graduate	Trained	Untrained	Training	Other	
1	Koralai Pattu North	97	169	4	3	0	273
2	Koralai Pattu Central	123	181	4	0	0	308
3	Koralai Pattu West	122	269	6	2	0	399
4	Koralai Pattu	181	272	3	3	0	459
5	Koralai Pattu South	103	187	4	1	0	295
6	Eravur Pattu	231	319	2	0	0	552
7	Eravur Town	152	253	10	1	0	416
8	Manmunai North	448	780	4	0	0	1 232
9	Manmunai West	132	225	3	1	0	361
10	Kattankudy	191	316	7	2	0	516
11	Manmunai Pattu	136	200	0	0	0	336
12	Manmunai South West	175	185	1	1	0	362
13	Porativu Pattu	301	179	7	5	0	492
14	Manmunai South & EP	435	403	6	0	0	844
Total		2 827	3 938	61	19	0	6 845

Source: Divisional Education Office

Table 6.10

No.of Teachers by their Educational level within District 2012 - 2015				
Teachers Education Level	2012	2013	2014	2015
Graduate	2260	2 447	2 317	2 827
Trained	4039	3 289	3 869	3 938
Untrained	55	752	474	61
Training	23	107	75	19
Other	63	23	12	0
Total	6 440	6 618	6 747	6 845

Source: Divisional Education Office

Table 6.11-1

No.of Students by Divisional Level and Educational Level - 2015				
S.No	DS Division	No.of Students		
		Year 1-5	Year 6-9	Ordinary Level
1	Koralai Pattu North	2 704	1 672	673
2	Koralai Pattu Central	3 482	2 098	801
3	Koralai Pattu West	4 112	3 316	1 044
4	Koralai Pattu	3 390	3 147	1 349
5	Koralai Pattu South	3 417	1 601	557
6	Eravur Pattu	4 437	3 733	1 794
7	Eravur Town	4 126	3 100	1 256
8	Manmunai North	7 548	6 422	3 315
9	Manmunai West	2 845	2 625	1 191
10	Kattankudy	5 619	3 949	1 682
11	Manmunai Pattu	2 761	1 750	796
12	Manmunai South West	2 320	1 911	951
13	Porativu Pattu	3 501	2 898	1 515
14	Manmunai South & EP	5 639	4 308	2 277
Total		55 901	42 530	19 201

Source: Divisional Education Office

Table 6.11-2

No.of Students by Divisional Level and Educational Level - 2015							
S.No	DS Division	No.of Students					Total
		Advance Level				Special Educational Units	
		Science	Art	Commerce	Technology		
1	Koralai Pattu North	0	167	19	0	15	5 250
2	Koralai Pattu Central	11	190	43	147	0	6 772
3	Koralai Pattu West	274	333	254	224	28	9 585
4	Koralai Pattu	54	378	165	68	0	8 551
5	Koralai Pattu South	0	85	8	0	0	5 668
6	Eravur Pattu	60	801	80	15	0	10 920
7	Eravur Town	177	520	169	48	25	9 421
8	Manmunai North	1 114	1 304	783	286	1	20 773
9	Manmunai West	15	281	52	0	0	7 009
10	Kattankudy	350	459	344	170	0	12 573
11	Manmunai Pattu	14	289	31	0	0	5 641
12	Manmunai South West	36	467	30	21	16	5 752
13	Porativu Pattu	0	478	24	45	0	8 461
14	Manmunai South & EP	326	1 314	295	277	11	14 447
Total		2 431	7 066	2 297	1 301	96	130 823

Source: Divisional Education Office

Table 6.12**No.of Students by Educational level within District 2011- 2015**

No.of Students	2011	2012	2013	2014	2015
Year (1 - 5)	56743	56087	56307	56236	55901
Year (6 - 9)	42715	48544	43696	43408	42530
Ordinary Level	19591	16665	19197	17457	19201
Advanced Level (Science)	1916	1741	1856	2610	2431
Advanced Level (Art)	7347	6875	6899	6118	7066
Advanced Level (Commerce)	2161	2093	2309	2152	2297
Technology	*	*	*	*	1301
Special Educational Units	*	18	38	648	96
Total	130 473	132 023	130 302	128 629	130 823

Source: Divisional Education Office

* Data Not Available

Table 6.13

		No.of School						
		Sinhala Medium	Tamil Medium	English Medium	Sinhala and Tamil Medium	English and Tamil Medium	Sinhala and English Medium	Sinhala, Tamil and English Medium
S.No	D.S Division							
1	Koralai Pattu North	-	21	-	-	-	-	-
2	Koralai Pattu Central	-	19	-	-	-	-	-
3	Koralai Pattu West	-	15	-	-	2	-	-
4	Koralai Pattu	-	22	-	-	2	-	-
5	Koralai Pattu South	-	28	-	-	-	-	-
6	Eravur Pattu	-	24	-	-	1	-	-
7	Eravur Town	-	16	-	-	1	-	-
8	Manmunai North	-	34	-	-	8	-	-
9	Manmunai West	-	30	-	-	-	-	-
10	Kattankudy	-	21	-	-	1	-	-
11	Manmunai Pattu	-	20	-	-	-	-	-
12	Manmunai South West	-	20	-	-	1	-	-
13	Porativu Pattu	-	32	-	-	-	-	-
14	Manmunai South & EP	-	36	-	-	1	-	-
Total		-	338	-	-	17	-	-

Source: Divisional Education Office

Table 6.14

**Number and Percentage of Students by
Medium of Study at Divisional Level - 2015**

S.No	D.S Division	No.of Students					
		Sinhala Medium		Tamil Medium		English Medium	
		No	%	No	%	No	%
1	Koralai Pattu North	-	-	5 250	4.03	-	-
2	Koralai Pattu Central	-	-	6 772	5.20	-	-
3	Koralai Pattu West	-	-	9 531	7.31	54	11.54
4	Koralai Pattu	-	-	8 530	6.54	21	4.49
5	Koralai Pattu South	-	-	5 668	4.35	-	-
6	Eravur Pattu	-	-	10 907	8.37	13	2.78
7	Eravur Town	-	-	9 421	7.23	-	-
8	Manmunai North	-	-	20 443	15.68	330	70.51
9	Manmunai West	-	-	7 009	5.38	-	-
10	Kattankudy	-	-	12 559	9.63	14	2.99
11	Manmunai Pattu	-	-	5 641	4.33	-	-
12	Manmunai South West	-	-	5 742	4.40	10	2.13
13	Porativu Pattu	-	-	8 461	6.49	-	-
14	Manmunai South & EP	-	-	14 421	11.06	26	5.56
Total		-	-	130 355	100.00	468	100.00

Source: Divisional Education Office

Table 6.15

		No.of Teachers						
S.No	D.S Division							
		Sinhala Medium	Tamil Medium	English Medium	Sinhala and Tamil Medium	English and Tamil Medium	Sinhala and English Medium	Sinhala, Tamil and English Medium
1	Koralai Pattu North	1	272
2	Koralai Pattu Central	...	306	2
3	Koralai Pattu West	...	393	6
4	Koralai Pattu	...	450	9
5	Koralai Pattu South	1	285	9
6	Eravur Pattu	2	547	3
7	Eravur Town	1	406	9
8	Manmunai North	1	1 222	9
9	Manmunai West	...	354	7
10	Kattankudy	...	513	3
11	Manmunai Pattu	...	336
12	Manmunai South West	...	359	3
13	Porativu Pattu	...	491	1
14	Manmunai South & EP	1	840	3
Total		7	6 774	64

Source: Divisional Education Office

Table 6.16

Grade 1 Admissions by Divisional Level and Gender - 2015				
S.No	D.S Division	No.of Students		
		Male	Female	Total
1	Koralai Pattu North	205	216	421
2	Koralai Pattu Central	330	339	669
3	Koralai Pattu West	342	352	694
4	Koralai Pattu	313	285	598
5	Koralai Pattu South	302	287	589
6	Eravur Pattu	399	395	794
7	Eravur Town	352	355	707
8	Manmunai North	733	726	1 459
9	Manmunai West	211	201	412
10	Kattankudy	544	533	1 077
11	Manmunai Pattu	266	225	491
12	Manmunai South West	160	177	337
13	Porativu Pattu	251	259	510
14	Manmunai South & Eruvil Pattu	529	529	1 058
Total		4 937	4 879	9 816

Source: Divisional Education Office

Table 6.17

Grade 1 Admissions by D.S. Divisional Level and Medium of Study - 2015					
S.No	D.S Division	No.of Students			Total
		Sinhala Medium	Tamil Medium	English Medium	
1	Koralai Pattu North	-	421	-	421
2	Koralai Pattu Central	-	669	-	669
3	Koralai Pattu West	-	694	-	694
4	Koralai Pattu	-	598	-	598
5	Koralai Pattu South	-	589	-	589
6	Eravur Pattu	-	794	-	794
7	Eravur Town	-	707	-	707
8	Manmunai North	-	1459	-	1 459
9	Manmunai West	-	412	-	412
10	Kattankudy	-	1077	-	1 077
11	Manmunai Pattu	-	491	-	491
12	Manmunai South West	-	337	-	337
13	Porativu Pattu	-	510	-	510
14	Manmunai South & Eruvil Pattu	-	1058	-	1 058
Total		-	9 816	-	9 816

Source: Divisional Education Office