



ජනලේඛන හා සංඛ්‍යාලේඛන දෙපාර්තමේන්තුව - ශ්‍රී ලංකාව  
தொகைமதிப்பு புள்ளிவிபரத் திணைக்களம் - இலங்கை

DEPARTMENT OF CENSUS AND STATISTICS - SRI LANKA



# Demographic and Health Survey 2016

## Trends in DHS indicators

by  
STC Gaveshika  
Statistician  
Department of Census and Statistics


## *Topics covered ,*

- ✓ *changes in woman's life*
- ✓ *movements in size of child population*
- ✓ *trends in fertility variables*
- ✓ *trends in contraceptive use*
- ✓ *positive remarks health sector*

# Within ten years period .....

## Level of Education:

- 47% of ever married women in reproduction age (15 - 49 years) have completed, *more than secondary education.*



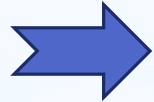
|           | 2006/07 | 2016 |
|-----------|---------|------|
| Sri Lanka | 33.0    | 47.2 |
| Urban     | 41.7    | 57.0 |
| Rural     | 33.2    | 47.6 |
| Estate    | 6.1     | 19.0 |

- Only 2% reported *No schooling*



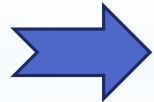
|           | 2006/07 | 2016 |
|-----------|---------|------|
| Sri Lanka | 3.7     | 1.6  |
| Urban     | 2.2     | 1.0  |
| Rural     | 3.0     | 1.3  |
| Estate    | 18.3    | 8.4  |

- *Median years completed in school has increased*



|           | 2006/07 | 2016 |
|-----------|---------|------|
| Sri Lanka | 9.4     | 9.9  |
| Urban     | 9.6     | 10.4 |
| Rural     | 9.4     | 9.9  |
| Estate    | 4.3     | 8.2  |

- *94 % of ever married women in age group 15 - 49 years are literate.*



|           | 2006/07 | 2016 |
|-----------|---------|------|
| Sri Lanka | 90.3    | 93.8 |
| Urban     | 92.6    | 94.6 |
| Rural     | 91.7    | 94.6 |
| Estate    | 59.1    | 74.4 |

*Remarkable improvement in Estate sector*

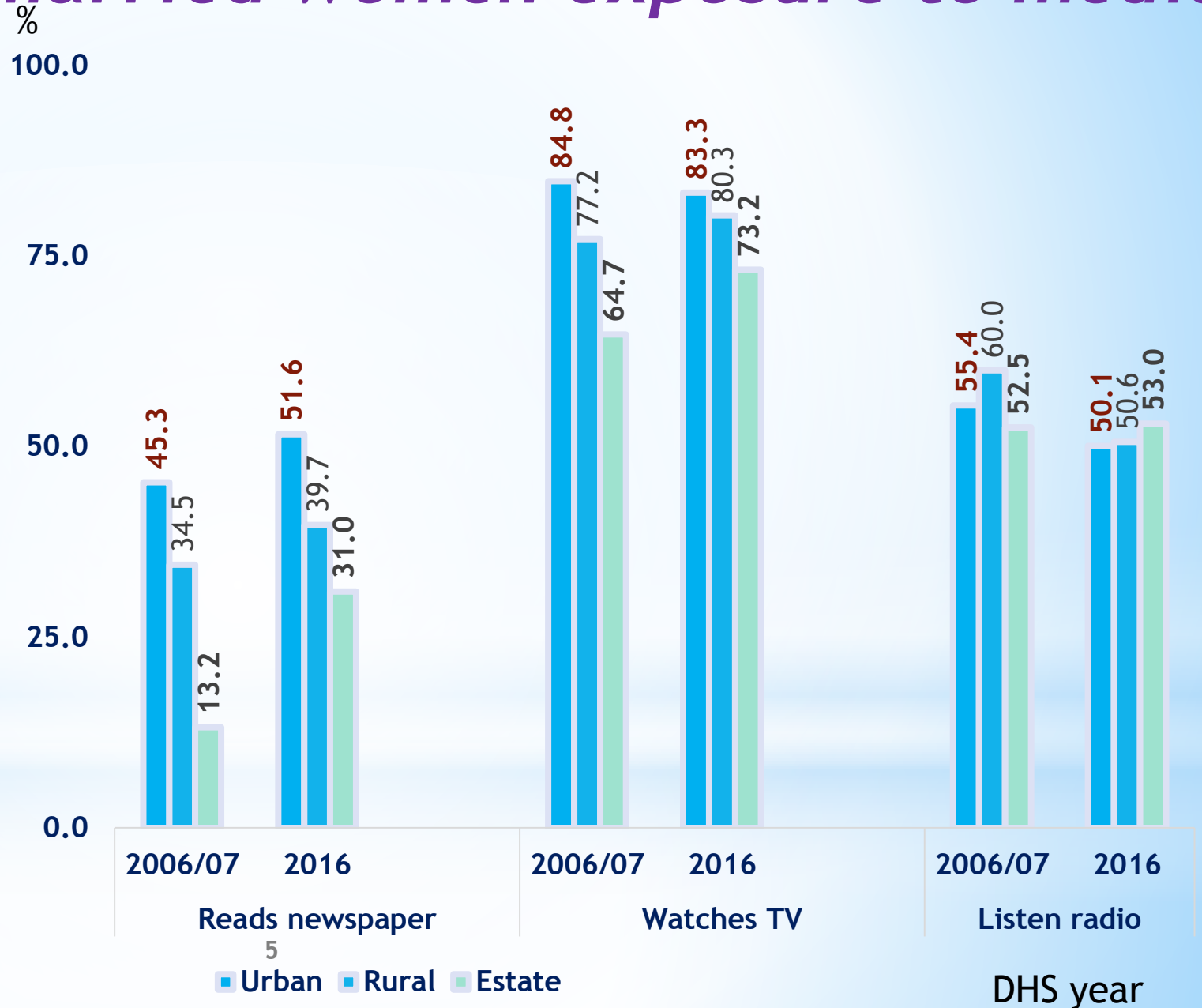
# Percentages of ever married women exposure to media

## Exposure to media :

80% of ever married women age 15 - 49 years regularly watch **Television**.

## Internet usage:

16% of ever-married women have used **Internet** in the past 12 months.

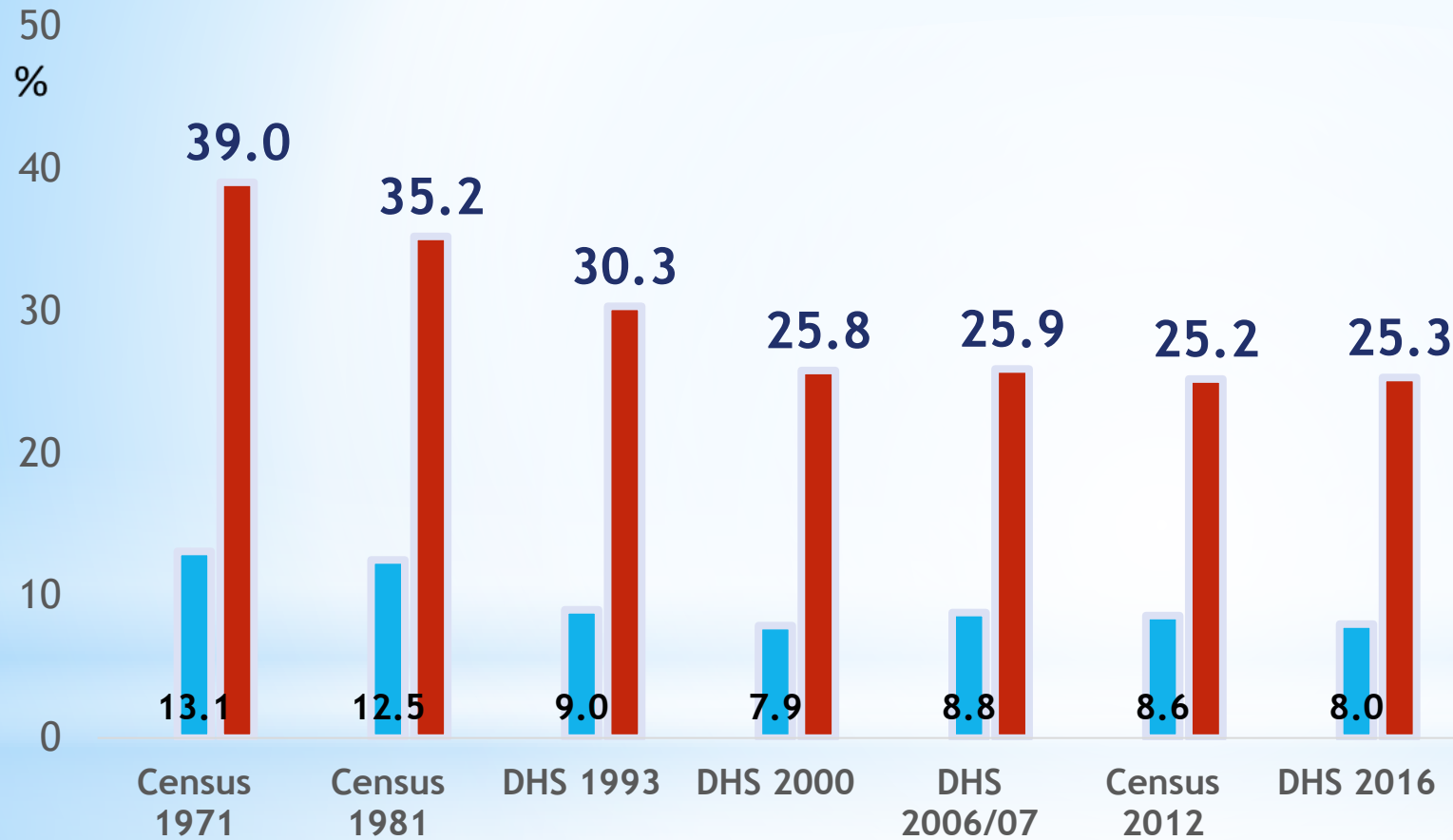


## *Employment:*

*33% of ever-married women age 15 - 49 years were employed during the week before survey.*



# Movements in size of Child population 1971-2016



*Period between  
1970 -2000, **Child  
population  
declined***

*Period between  
2000-2016,  
**Stable or Slowly  
moving***

DHS 2016 ■ Children under 5 years ■ Children under 15 years 7 Event

# Percentage of Eligible women

| Age Group    | Eligible women (%) |                 |
|--------------|--------------------|-----------------|
|              | During DHS 2006/07 | During DHS 2016 |
| 15-19        | 9.0 ←              | 6.0             |
| 20-24        | 42.1 ←             | 38.5            |
| 25-29        | 72.4 →             | 73.2            |
| 30-34        | 86.0 →             | 88.3            |
| 35-39        | 88.9 →             | 91.4            |
| 40-44        | 85.3 →             | 89.1            |
| 45-49        | 80.4 →             | 85.0            |
| <b>15-49</b> | <b>64.4 →</b>      | <b>67.2</b>     |

Eligible women  
 Ever married women  
 between age 15-49 years  
 Includes  
 Married,  
 Living together  
 Divorced/Separated  
 Widowed

Younger ages (15-24)  
 respondents in union are **lower**  
 than 2006/07

Age group 25-49 respondents  
 currently in union are  
**higher** than 2006/07



How old, when you started living with your husband/first partner?

## Age at First marriage (among women in 25-49 years age group)

Age at first marriage is defined as the age at which respondent began living with her first partner

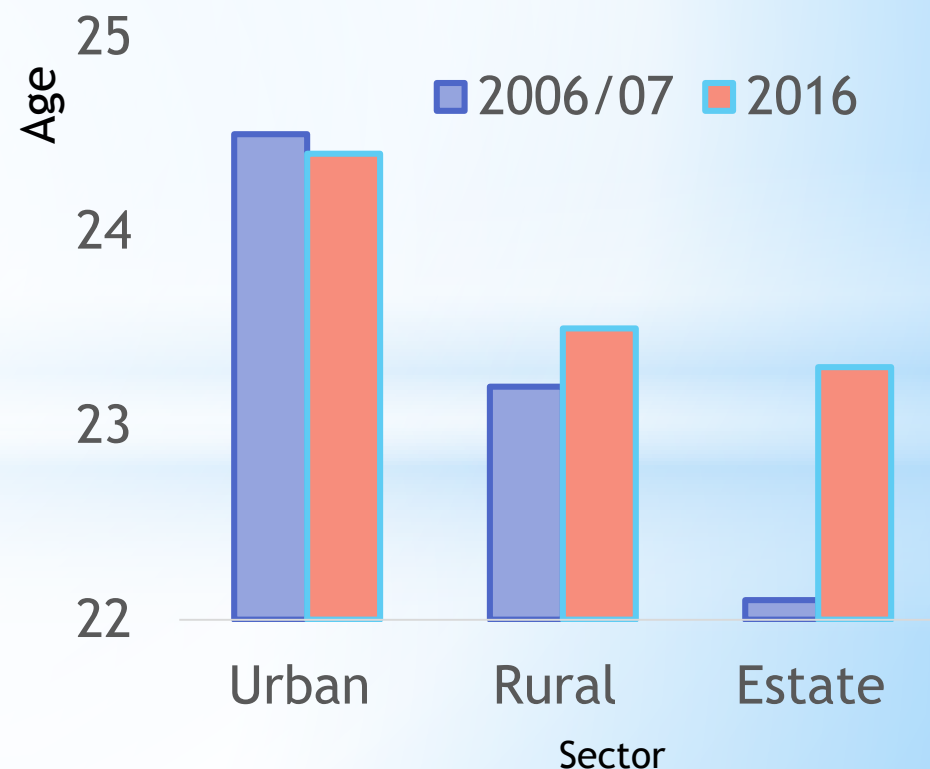
| DHS year | Age at first marriage (%) |      |      |      |      | Median age at marriage (years) |
|----------|---------------------------|------|------|------|------|--------------------------------|
|          | 15                        | 18   | 20   | 22   | 25   |                                |
| 2006/07  | 1.7                       | 13.8 | 27.2 | 41.4 | 60.5 | 23.3                           |
| 2016     | 1.4                       | 11.9 | 25.2 | 38.7 | 59.0 | 23.7                           |

**50% of respondents married at age 23 years**

DHS 2016

9

Median age at marriage by Sector



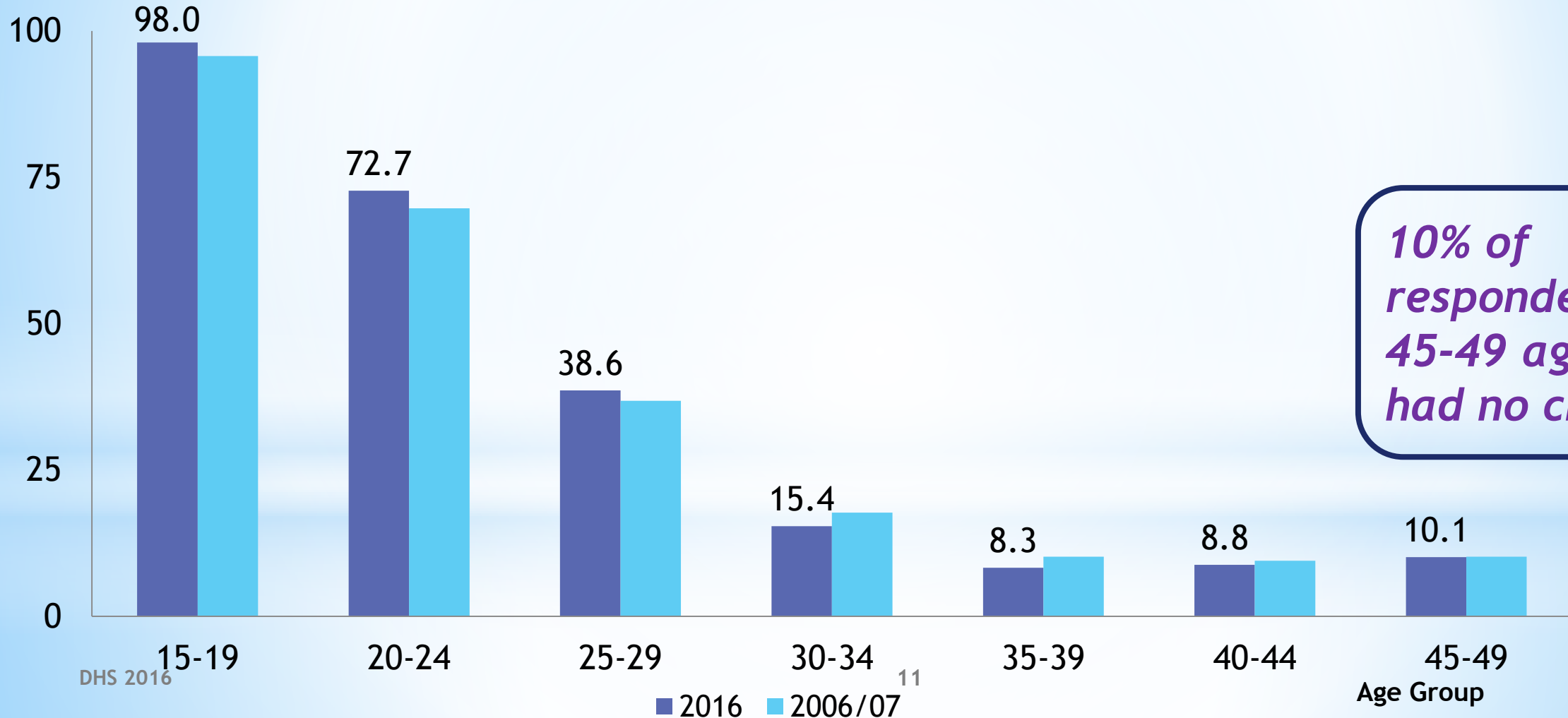
## Age at First birth (among women in 25-49 years age group)

| Current age  | Mother's Age (in years) |            |             |             |             |             |
|--------------|-------------------------|------------|-------------|-------------|-------------|-------------|
|              | 15                      |            | 22          |             | 25          |             |
|              | 2006/07                 | 2016       | 2006/07     | 2016        | 2006/07     | 2016        |
| 25-29        | 0.1                     | 0.3        | 28.3        | 27.3        | 48.8        | 45.7        |
| 30-34        | 0.3                     | 0.2        | 28.2        | 26.2        | 47.8        | 46.3        |
| 35-39        | 0.2                     | 0.3        | 28.2        | 26.4        | 48.4        | 47.0        |
| 40-44        | 0.5                     | 0.3        | 31.7        | 26.3        | 50.4        | 44.6        |
| 45-49        | 0.8                     | 0.2        | 34.1        | 28.0        | 52.5        | 45.2        |
| <b>25-49</b> | <b>0.4</b>              | <b>0.3</b> | <b>30.0</b> | <b>27.0</b> | <b>49.5</b> | <b>45.9</b> |

*27 % of respondents reported, age at first birth is 22 years.  
46 % of respondents reported that age is 25 years.*

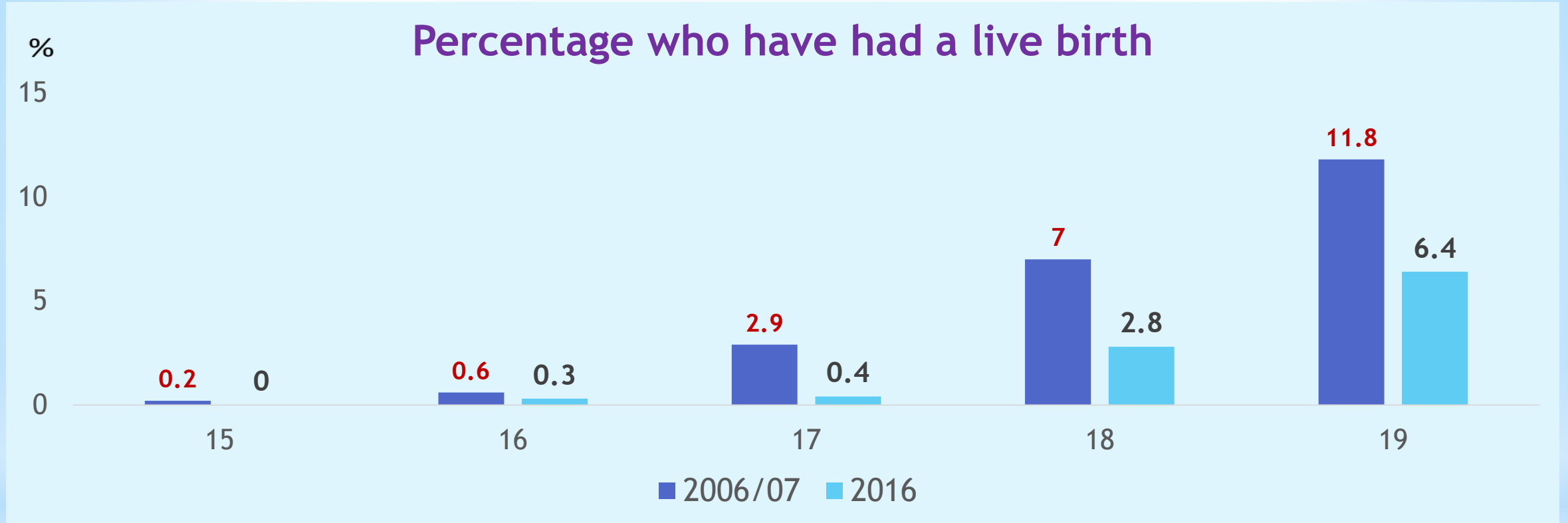
# Percentage who have never given birth by age group

*Respondents with no children are higher in early age groups*



*10% of respondents in 45-49 age group had no children*

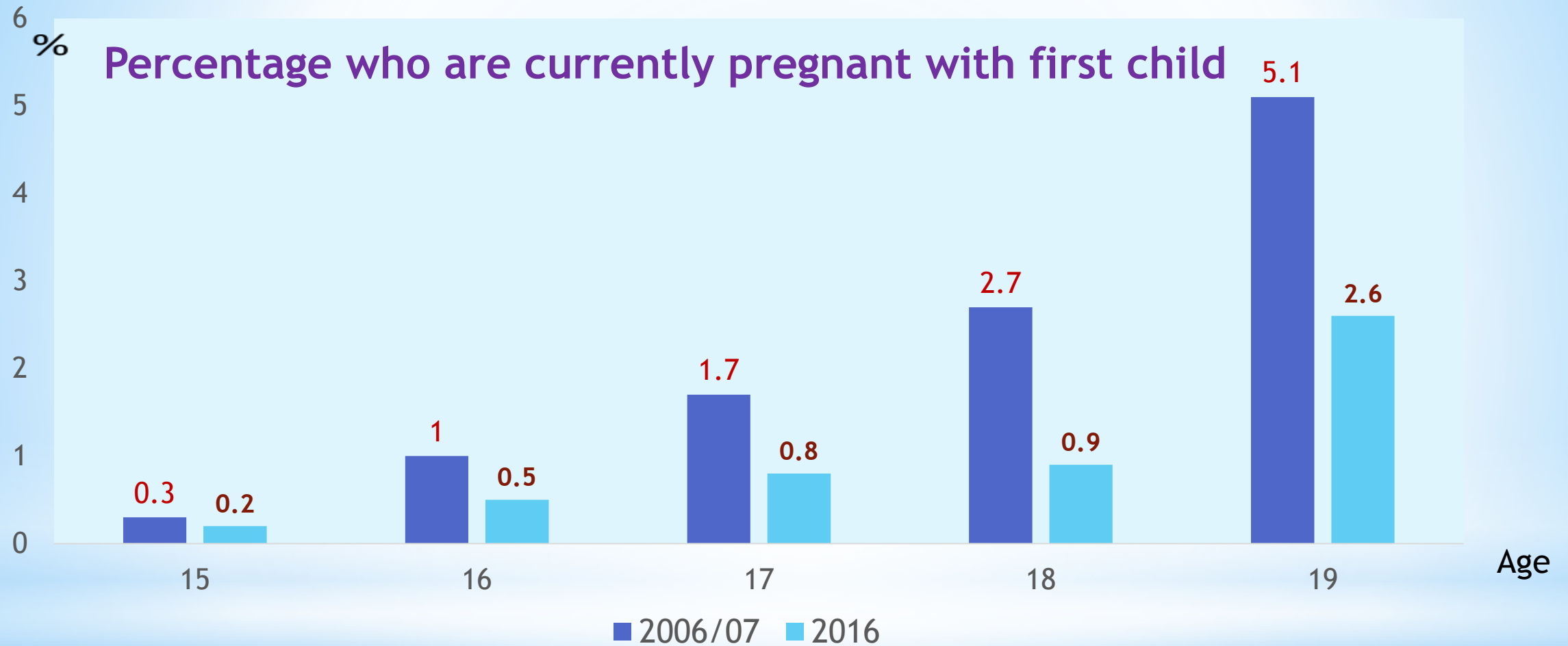
# Teenage pregnancy and motherhood



*Higher births reported at the age 19 years.*

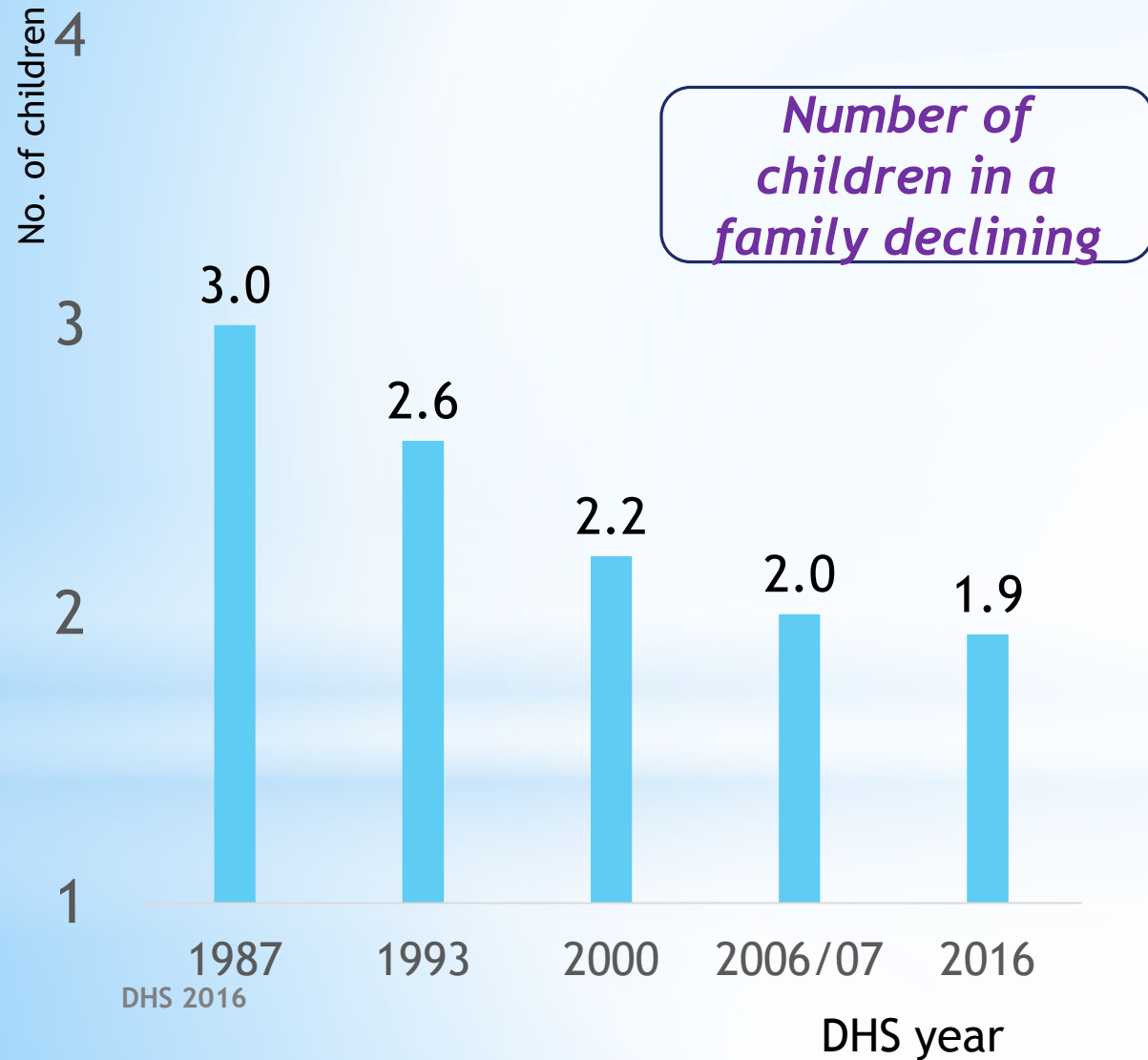
Age

## Teenage pregnancy and motherhood

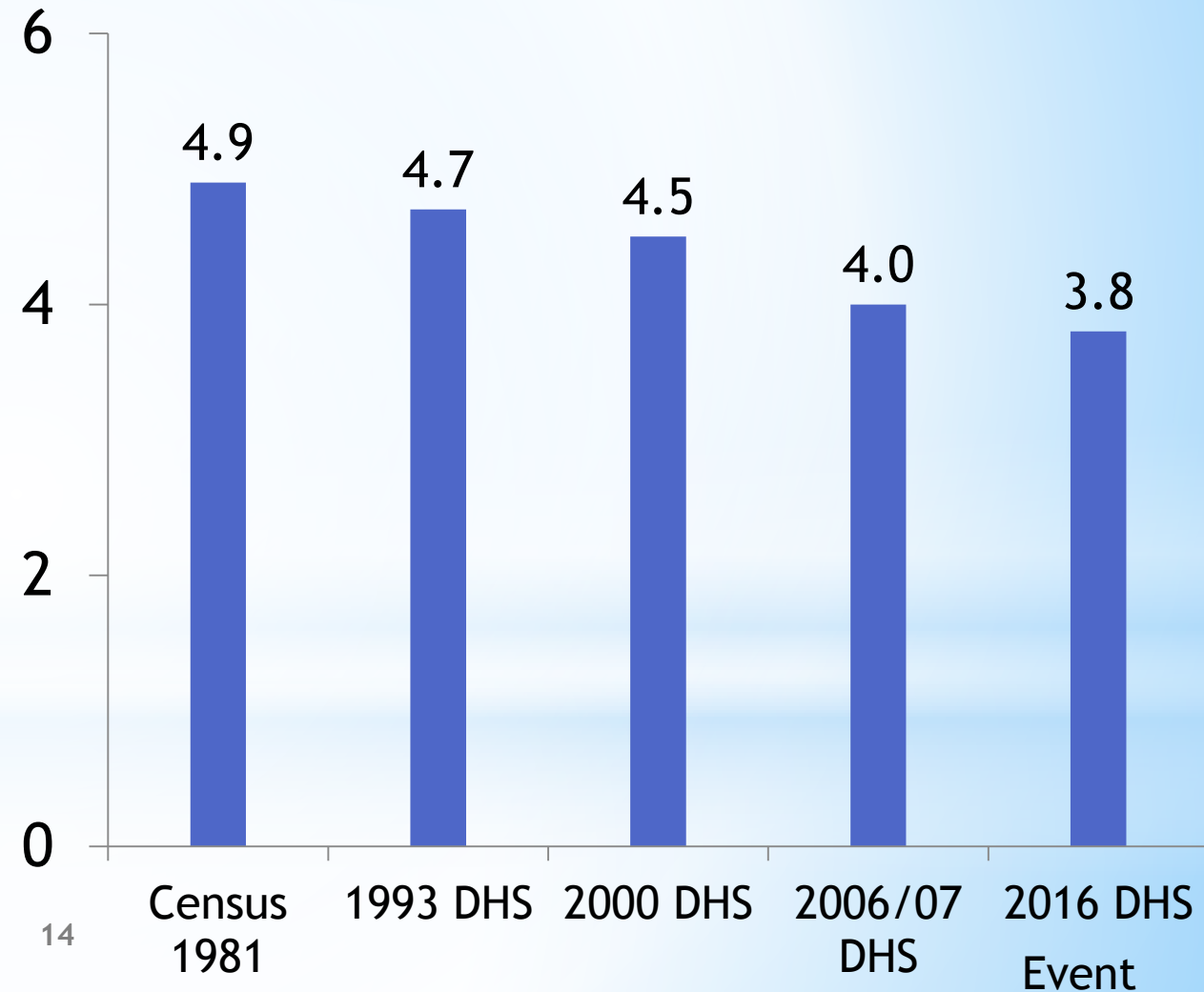


**1% of teenage pregnant mothers found during the 2016 survey**

## Mean number of children ever born 1987-2016



## Mean Household size 1981-2016

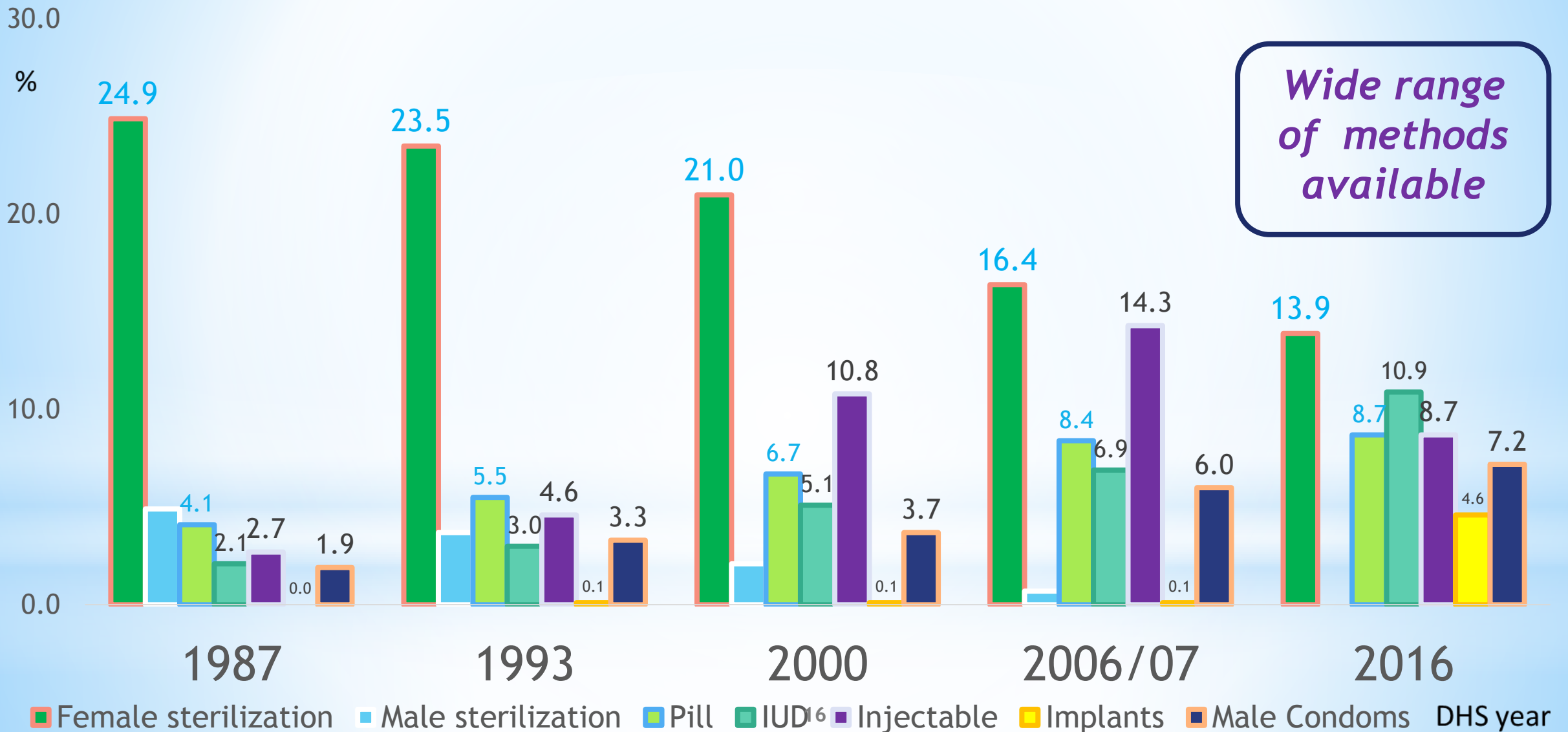


## *Trends in current contraceptive use*

|                               | 1987 | 1993 | 2000 | 2006/07 | 2016 |
|-------------------------------|------|------|------|---------|------|
| <b>Any method</b>             | 61.7 | 66.1 | 70.0 | 70.2    | 65.6 |
| <b>Any Modern method</b>      | 40.6 | 43.7 | 49.5 | 53.1    | 54.1 |
| <b>Any Traditional method</b> | 21.1 | 22.4 | 20.5 | 17.0    | 11.4 |

*Use of modern methods increasing.....*

# Trends in current contraceptive use





## *Positive remarks of health sector*

# Antenatal care

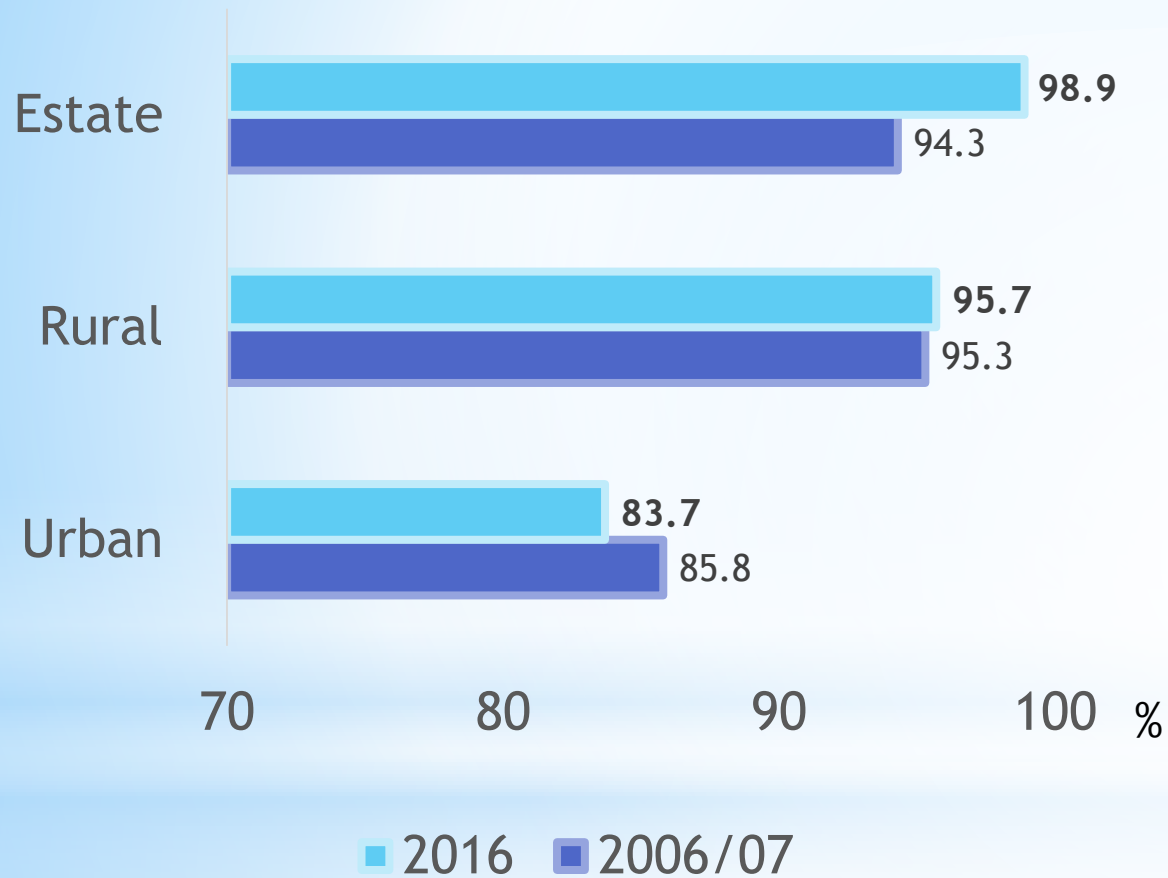


*Percentage who received antenatal care from a skilled health provider 98.8%*

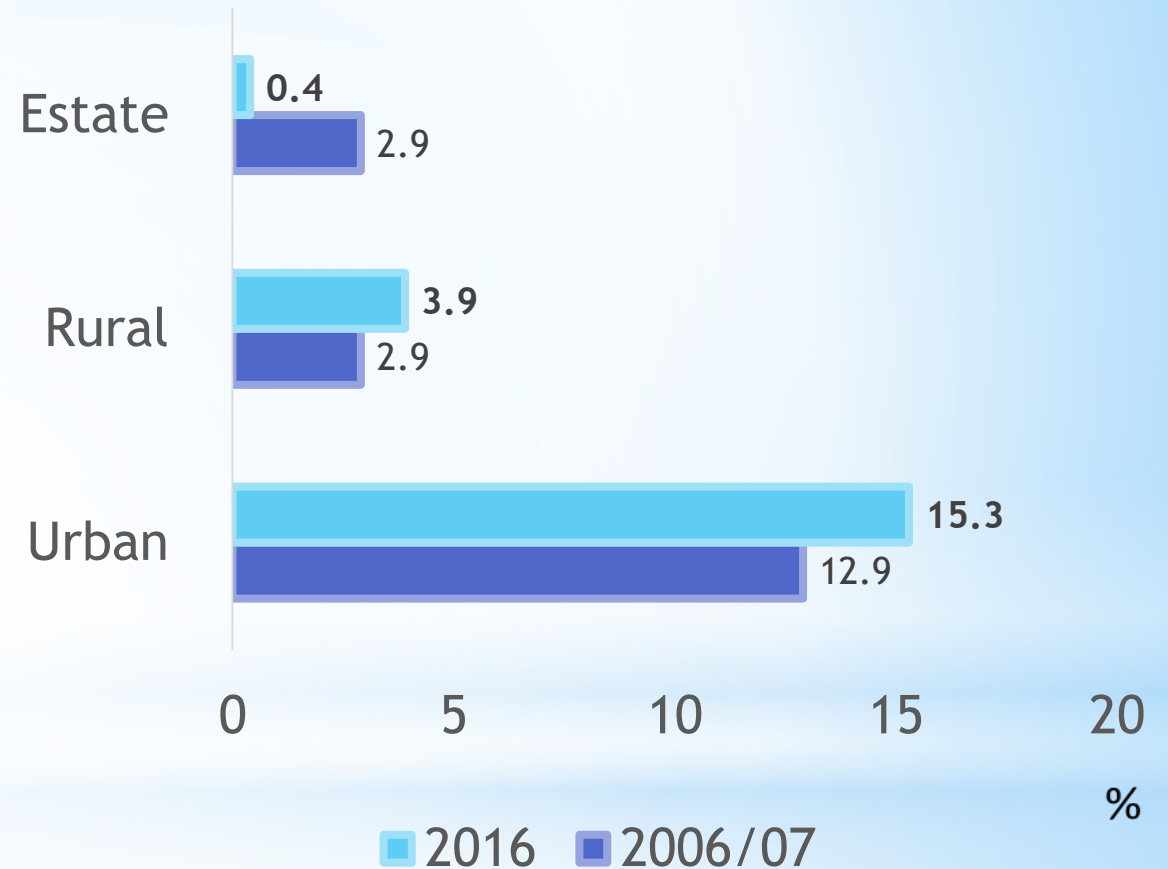
*Percentage delivered by a skilled provider is 99.5%*

# Trends in place of delivery

## Public Sector Health Facility



## Private Sector Health Facility



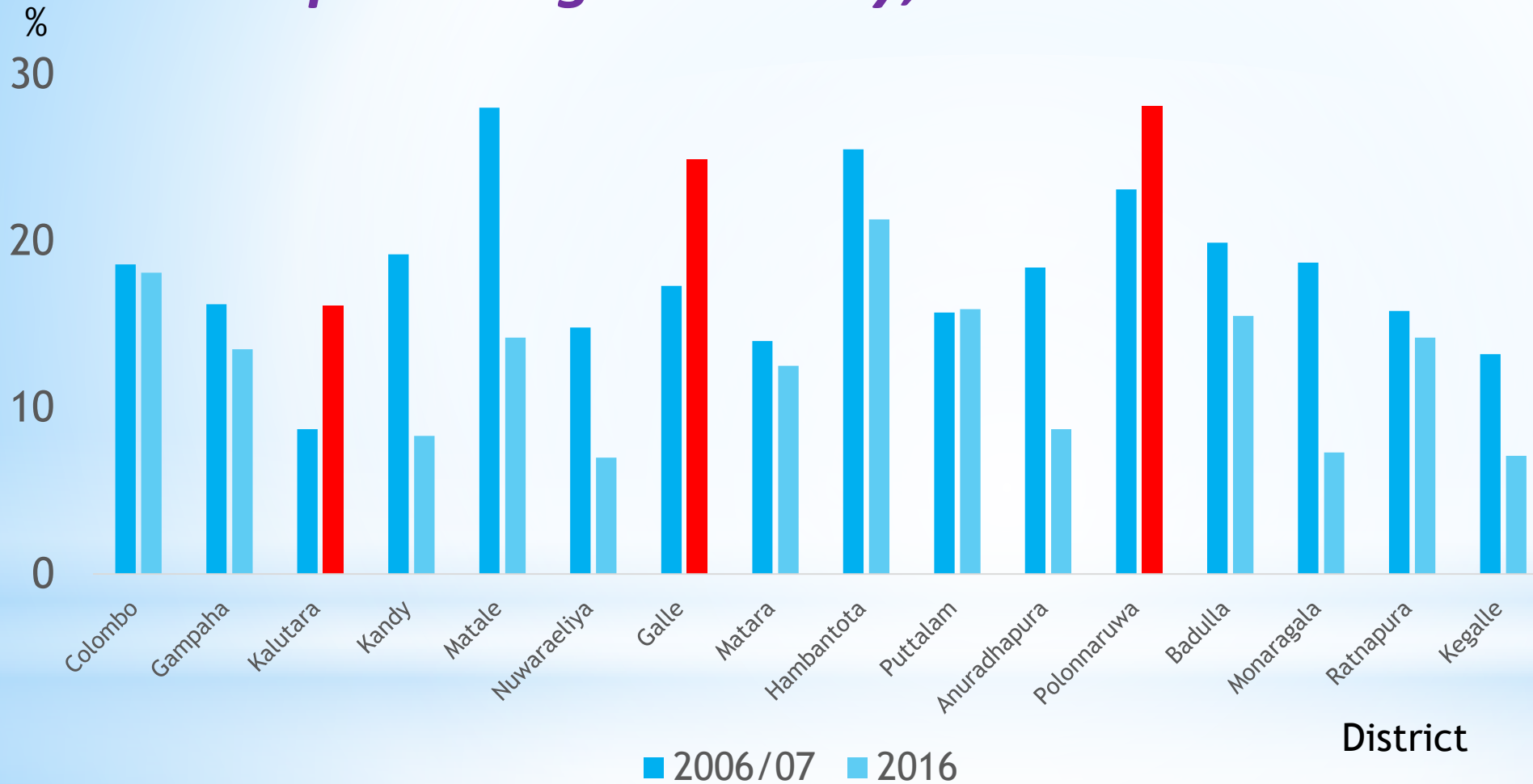
**15% of Urban mothers choose private sector health facilities**

# Common child health problems

| Sri Lanka | Symptoms of ARI (%) |         | Fever(%) |         | Diarrhea(%) |         |
|-----------|---------------------|---------|----------|---------|-------------|---------|
|           | 2016                | 2006/07 | 2016     | 2006/07 | 2016        | 2006/07 |
| Sri Lanka | 2.5                 | 4.3     | 14.4     | 17.4    | 2.7         | 3.3     |
| Urban     | 1.9                 | 3.4     | 15.1     | 21.7    | 3.1         | 3.2     |
| Rural     | 2.6                 | 4.3     | 14.6     | 16.7    | 2.7         | 3.2     |
| Estate    | 2.6                 | 7.3     | 7.8      | 16.9    | 2.8         | 5.3     |

**ARI, Fever and diarrhea declined**  
**Remarkable declined, even in estate sector**

# Among children under age 5, percentage who had fever in the two weeks preceding the survey;



*Field work was done between May to November*

*Heavy rains and floods in several districts*

*Selected variables used to see trends over the time,*

*There are many interesting trends you can see in DHS data*

*Life of women is changing.....*

*Marriages are increasing.....*

*Family size is declining.....*

*Invite you to use DHS data and find out  
changes happening around us...*

*Use DHS data.....*

*Make decisions based on data.....*

***Thank you***