

Sri Lanka Labour Force Survey

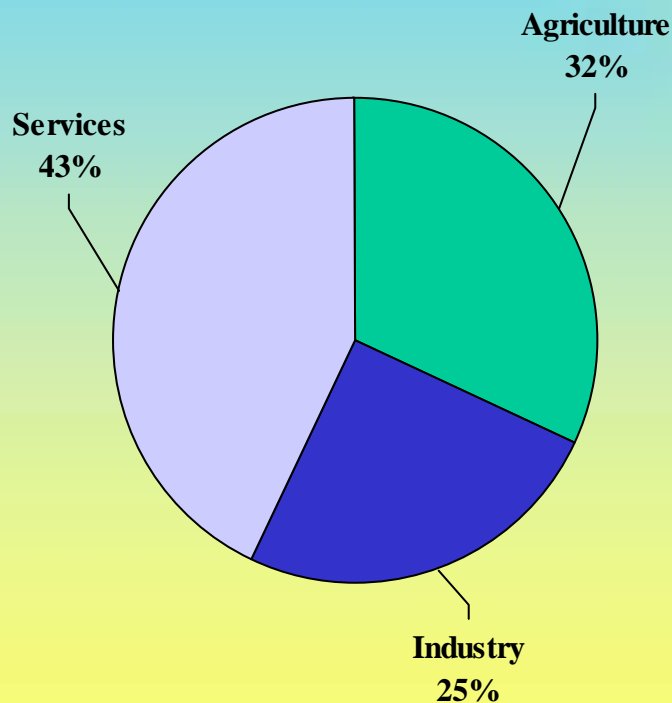
*Employment and Unemployment
situation in Sri Lanka*

Third Quarter 2009

(Note : Northern province is not covered)

Distribution of Employed Population by main Industry- Third Quarter 2009

(Excluding Northern provinces)



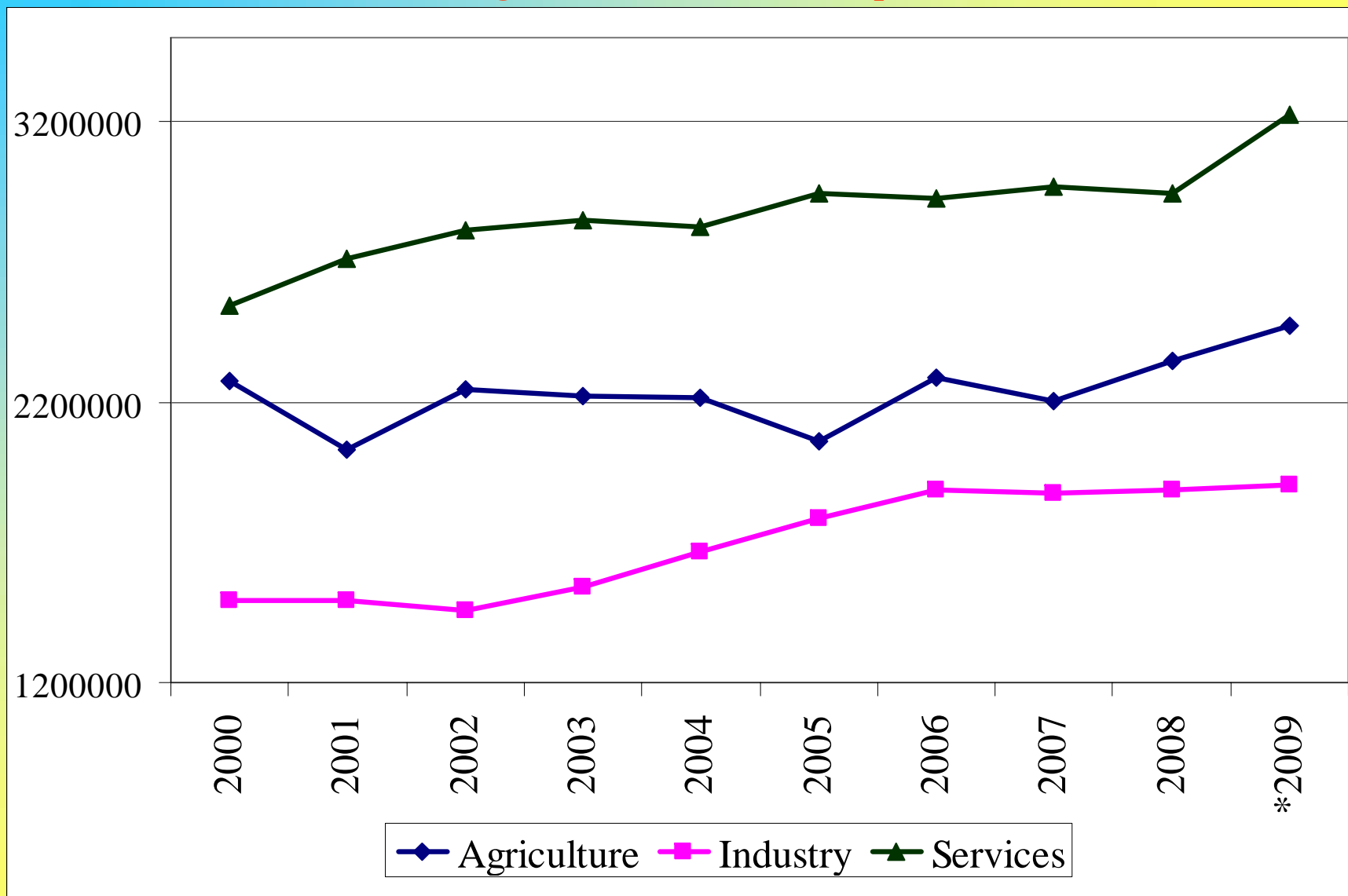
- The total number of employed persons in Sri Lanka is estimated as about 7.6 million in the Third Quarter 2009.*
- 32% are engaged in the Agriculture sector.*
- 25% belongs to the Industries sector.*
- Of the total employed population, 43% is reported to be in the Services sector employment.*

**Table 1 : Distribution of Employed Population
by main Industry- Third Quarter 2009 Vs Third Quarter 2008
(Excluding Northern province)**

<i>Year</i>	<i>Agriculture</i>	<i>Industries</i>	<i>Services</i>	<i>Total</i>
July-Aug-Sept - 2008 - Third Quarter	2,666,000 (34%)	2,001,000 (26%)	3,069,000 (40%)	7,735,000 (100%)
July-Aug-Sept - 2009 - Thord Quarter	2,426,000 (32%)	1,912,000 (25%)	3,303,000 (43%)	7,642,000 (100%)
2009 3 rd qtr-2008 3 rd qtr	-240,000	-89,000	234,000	-93,000

Employed population by major industry group – 2000 to 2009Q3

(Excluding Northern and Eastern province)



*Based on 1st to 3rd quarters in 2009

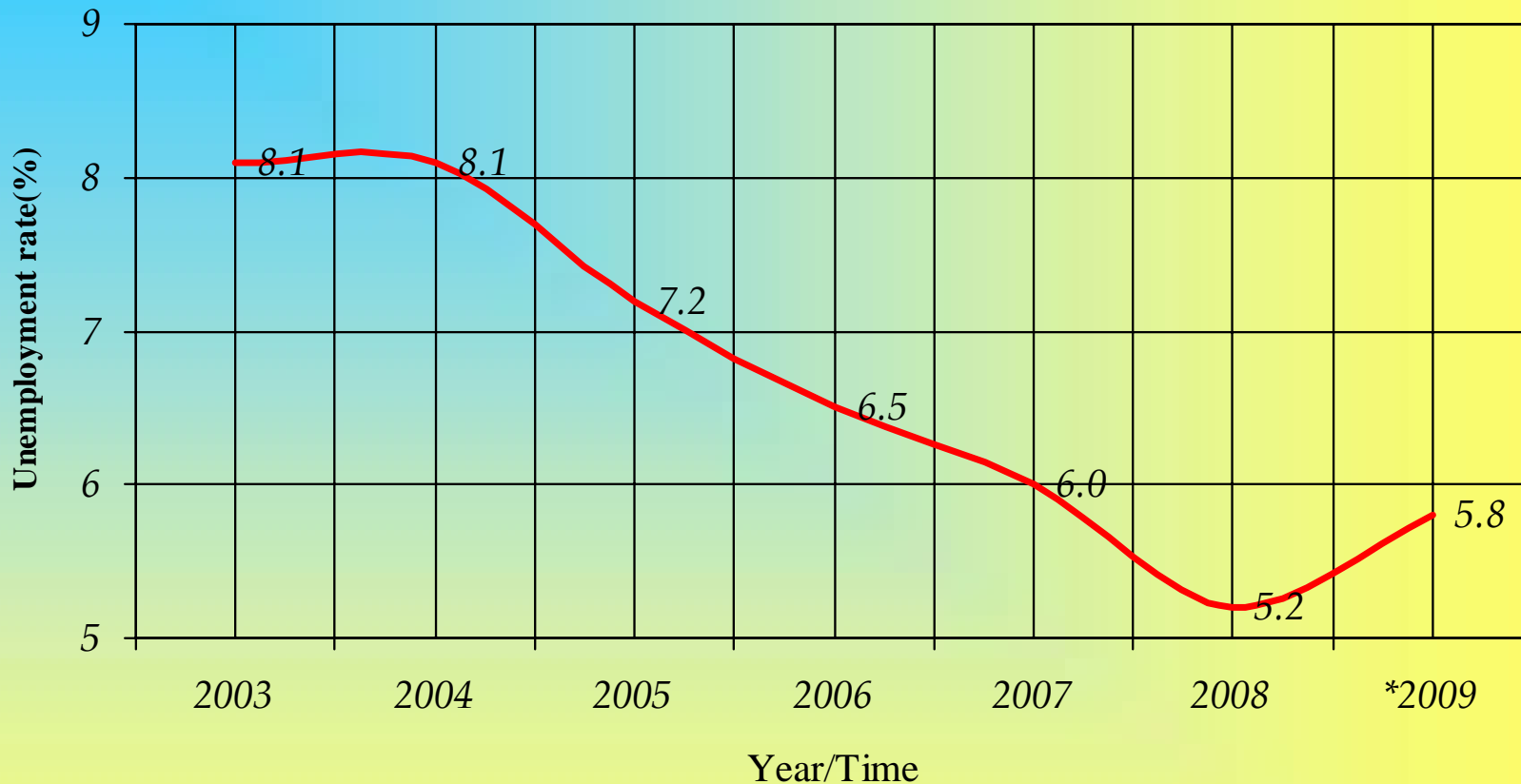
Unemployment - Third Quarter 2009

(Excluding Northern province)

- The number of unemployed persons in 3rd quarter 2009 estimated as about 480,000 and it was 449,000 in 3rd quarter 2008.*
- The unemployment rate for 3rd quarter 2009 is reported as 5.9% and the unemployment rate reported for the 3rd quarter 2008 was 5.5%.*
- The number of unemployed persons in first three quarters in 2009 is estimated as about 475,000 and it was 433,000 in year 2008.*

Unemployment rate 2003 - 2009 Q3

(Excluding Northern & Eastern province)



* Based on 1st to 3rd quarters in 2009

- However when the annual unemployment rates are considered, a gradual decline can be noticed but estimated unemployment rate (Based on 1st - 3rd quarters) in 2009 is higher than that of 2008.