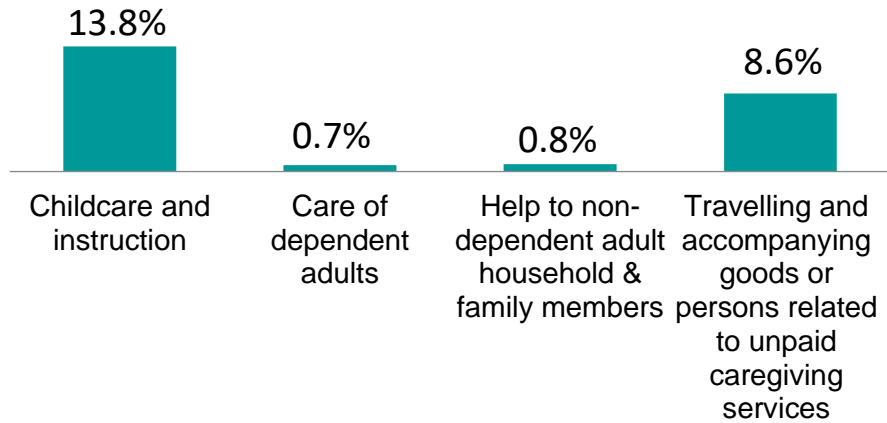
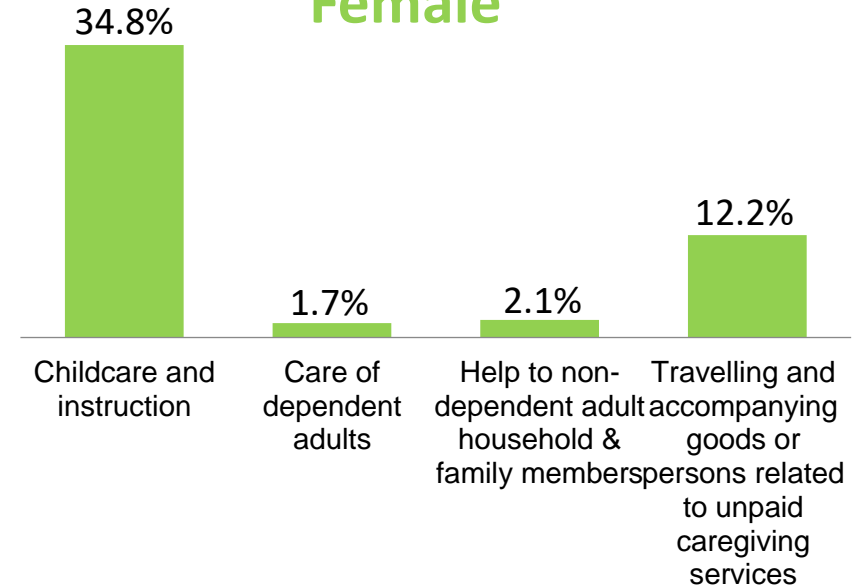


# How Sri Lankans participate in unpaid care work activities for household and family members ?

## Male

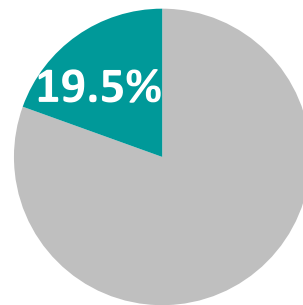


## Female



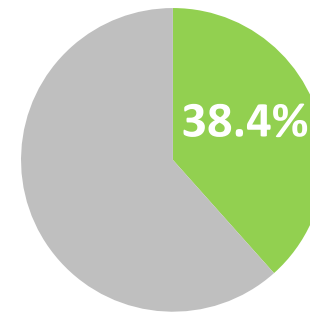
### Male participation rate for total unpaid care work services

About **1 out of 5 males** participated in unpaid care work activities



### Female participation rate for total unpaid care work services

About **2 out of 5 females** participated in unpaid care work activities



Note : These data are for Sri Lankans 10 years and above age. Activity categories were based on International Classification of Time Use activities in 2-digit level (ICATUS 2016).  
Source :Sri Lanka Time Use Survey 2017