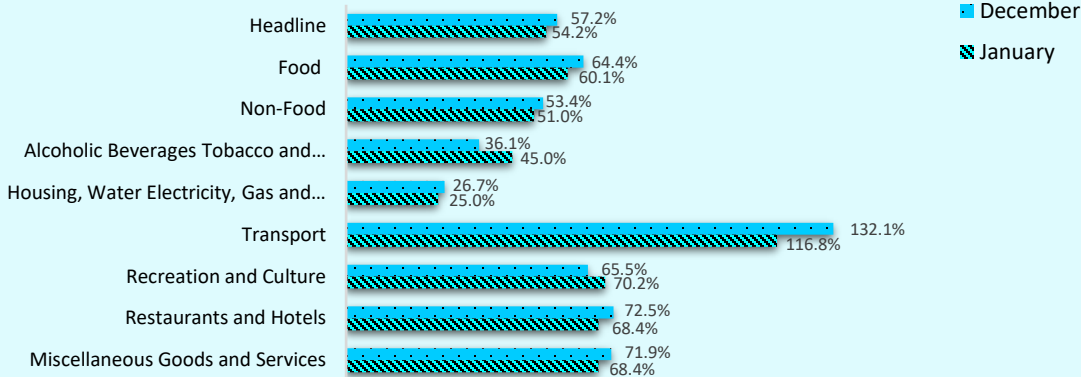
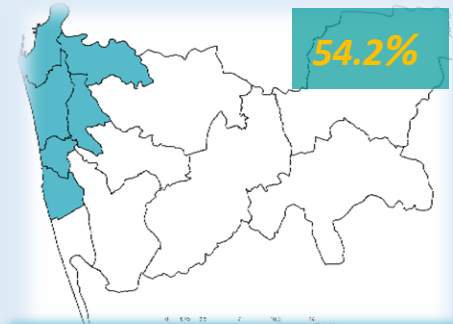


Today, the Department of Census & Statistics publishes Colombo Consumer Price Index (CCPI) for the month of January 2023, highlighting the monthly consumer inflation of Colombo urban areas.

CCPI, highlighted Inflation in January 2023 compared to December 2022



Inflation (Colombo Urban)



CCPI (Base 2013=100): weight %

Food: 28.0%

Non-Food: 72.0%

CCPI Headline (Jan. 2023)

Year-on-Year inflation: **54.2%**

Year-on-Year Food inflation: **60.1%**

Year-on-Year Non-Food inflation: **51.0%**

Monthly Change: **0.5%**

CCPI Core* (Jan. 2023)

*Excluding volatile items of foods, energy and transport

Year-on-Year inflation: **45.6%**

Monthly Change: **0.4%**

Year-on-Year Inflation (54.2%) contribution

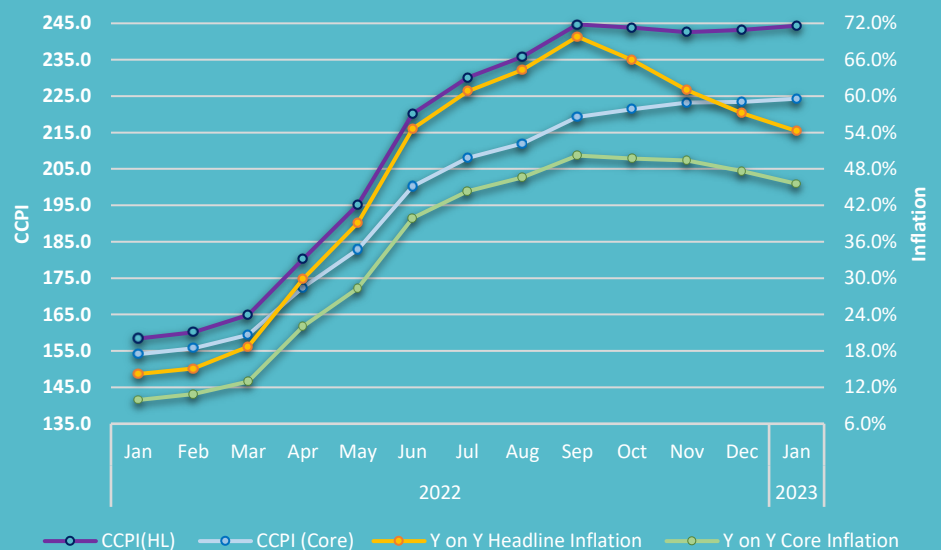
Food: **21.0%**

Non-Food: **33.2%**

Highlights of the month

- CCPI in January 2023 increased to 244.3 from 243.2 in December 2022.
- Year on Year inflation decreased to 54.2% in January 2023 from 57.2% in December 2022.
- Month on Month expenditure change contributed by 0.23% from food and 0.20% from non-food.
- Core Inflation decreased to 45.6% in January 2023 from 47.7% in December 2022.
- The general price level has increased by 144.3% compared to the base year (2013)

Movements of the CCPI (Base 2013 = 100), CCPI(Core), Year-on-Year Headline and Year-on-Year Core Inflation.



For more details, please visit our website:

<http://www.statistics.gov.lk/InflationAndPrices/StaticInformation/MonthlyCCPI>

Next Release: CCPI for February 2023 will be released on 28.02.2023 at 3.00 p.m.