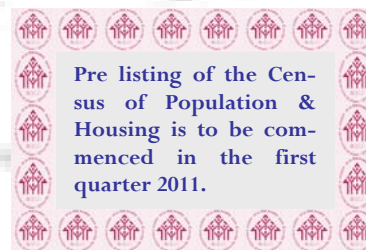




CENSUS OF POPULATION AND HOUSING 2011

Numerous activities related to the Census of Population & Housing which is to be held in 2011, are in progress.

- Director General of Census & Statistics and a team of officers met His Excellency the President Mahinda Rajapaksha in June, 2010 to inform him of the major activities involved in the census, the current progress and to get advice on various issues related to conducting the census in 2011.
- All the DCS staff attached to Districts & DS divisions were trained on census prelisting and enumeration work in a three day training programme held in Colombo with the intention of carrying a pilot census. The pilot Census was conducted during the months of September-November 2010.
- An all island poster competition for school children was organized under the census publicity programme and the children who won first, second and third places were awarded prizes and certificates at the ceremony organized by the department to celebrate the World Statistics Day.
- Two consultants arrived on a support mission to assist the DCS in writing technical basis for the procurement procedures related to scanning of the census schedules. The mission was carried out for a period of two weeks and was funded by the World Bank through the Statistical Capacity Building Project (STATCAP). This was done in connection with DCS's plan to use a combination of Optical Mark Recognition (OMR), Optical Character Recognition (OCR) and Intelligent Character Recognition (ICR) technology to capture data at the Census of Population and Housing 2011.
- The DCS for the first time in the history of census taking is planning to carryout an e-census parallel to the usual census enumeration.



WORLD STATISTICS DAY

The resolution of celebrating the World Statistics Day on 20th October has been endorsed in the 41st session of the Statistical Commission of the United Nations General Assembly (UNGA), in February 2010.

The theme of the 1st World Statistics Day was celebrating the many achievements in official statistics through "Service, Professionalism and Integrity".

Department of Census & Statistics has organized the official celebration of the World Statistics Day in Sri Lanka and it was held at the Sri Lanka Foundation Insti-

tute with Deputy Minister of Finance and Planning, Honorable Chandrasiri Gajadheera as the guest of honor.



The objective of the program was to raise awareness of many contributions of official statistics and achievements among the general public.

Mrs. D.B.P.S. Vidyaratne, Director General (DCS), Mr.

Udaya Ranjith Seneviratne, Deputy Secretary to the Treasury and Mr. Chandrasiri Gajadheera, Honorable Deputy Minister addressed the gathering.

There were presentations on Population Census, Sample Surveys, Agriculture Statistics, Industry Statistics, National Accounts and Prices.

Awarding of certificates to winners of the school art competition and souvenirs to former Heads of the Department of Census and Statistics also took place.

INSIDE THIS ISSUE:

STATCAP Project	2
Working People	2
Household Income & Expenditure Survey	3
Department Cadre	3
Mapping Activities	4
Publications	4
Training Activities	4

STATISTICAL CAPACITY UPGRADING PROJECT (STATCAP PROJECT)

The two key components of the STATCAP Project, which is being implemented by the DCS, are construction of a building for the department and professional development of the staff.



Construction of Building

A building of its own has been a long felt need of the DCS to house all its divisions presently housed in rented out buildings at different locations, for easy coordination among divisions to carry out the core functions of the department more efficiently and expeditiously.

The need will be fulfilled under the STATCAP Project. The construction work of the building was ceremonially commenced at the auspicious time of 10.51 a.m. on 14th Septem-

ber, 2010 at Polduwa, Battaramulla, a land allocated by the Urban Development Authority. The piling work is now in progress.

National Data Committee (NDC)

Statistics play a vital role in decision making and undoubtedly precise, consistent and timely statistics are the essential ingredients for better planning. Hence Statistical Master Plan of the STATCAP Project has proposed to establish a National Data Committee (NDC) to create a more productive statistical system to fulfill data needs of users within an acceptable timeframe.

Accordingly, NDC was established on October 27, 2010. This committee comprised of eight members with the chairmanship of Mr Udaya Ranjith Seneviratne, Deputy Secretary to the Treasury, appointed by the Secretary, Ministry of Finance and Planning. The prime objective of the National Data Committee is to strengthen the existing statistical system by acting as a coordinating body between data producers and data users. It is proposed to invite representatives of other relevant institutions as and when required.

Functional Coordination Committees

Formation of Functional Coordination Committees is also a requirement stipulated in the Statistical Master Plan of the STATCAP Project with a view to enhance the productivity and quality of technical activities and inter-divisional coordination of DCS. Accordingly, the following five functional coordination committees have been identified :

1. Sample Survey Coordination Committee
2. GIS Coordination Committee
3. Research and Training Coordination Committee
4. Census Coordination Committee
5. Data Processing Coordination Committee

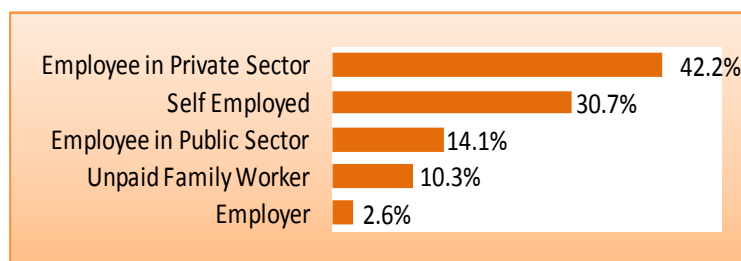
TORs for the three committees, namely, Sample Survey Coordination Committee, GIS Coordination Committee and Research and Training Coordination Committee have been finalized and members have been appointed. These three committees commenced operations in November 23, 2010.

WORKING PEOPLE . . .

Sri Lanka Labour Force Survey (LFS) was designed to measure the levels and trends of employment, unemployment and labour force in Sri Lanka. This survey is conducted quarterly, since 1990.

The major findings (excluding Northern Province) of the latest survey conducted in 2nd quarter of 2010 are as follows.

Figure - 1: Percentage distribution of the employed population by status of employment - 2nd Quarter 2010



Estimated population (10 years & over)	16,809,812
Labour force in this age group	8,050,603
Labour Force Participation Rate	47.9%
Employed population	7,613,267
Unemployment Rate	5.4%

- Highest employment is in the private sector.
- The next highest is the self employed category.
- The public sector represents 14%.
- Unpaid family workers comprise of only 10%

“Efficiency is doing things right. Effectiveness is doing the right thing.”

Figure 2: Unemployment rate (%) by gender and age group
2nd Quarter 2010





Figure 3: Unemployment rate (%) by level of Education
2nd Quarter 2010



- Female unemployment rates are higher for all age groups.
- Comparatively higher unemployment rates are recorded for younger age groups.
- Unemployment rate is high among the educated and specially educated females.

THE HOUSEHOLD INCOME AND EXPENDITURE SURVEY – 2009/10

The Department of Census and Statistics (DCS) conducts the Household Income and Expenditure Survey (HIES) under the National Household Survey Programme. Until 1990, the household income and expenditure data were collected from Labour force and Socio-Economic Survey. In 1990, the DCS first initiated the HIES as a separate survey and continued once in every five years till 2006/07. As rapidly changing economic conditions demanded far more frequent monitoring of the income and spending patterns in the country, the DCS decided to conduct the HIES once in every three years starting from 2009/10.

Generally the HIES is conducted over a period of 12 consecutive months to capture seasonal variations of income and expenditure patterns in Sri Lanka and the general sample size is 25,000 housing units which is adequate to provide reliable information down to district level. The HIES 2009/10 is the seventh in the HIES series and the field work of the survey was carried out during the period from July 2009 to June 2010.

Information presented here is based on the data collected from 5,289 housing units throughout the country excluding Jaffna, Mannar, Kilinochchi and Mulaitivu districts in the Northern province, during the first three months (July, August and September, 2009) of the HIES 2009/10.

Monthly household median income, expenditure and food and non food ratio by Sector - 2009

Sector	Median Income (Rs.)	Median Expenditure (Rs.)	Food Ratio (%)	Non food* Ratio (%)
Sri Lanka	24,106	24,860	39.8	60.2
Urban	31,312	33,078	34.4	65.6
Rural	23,641	24,000	40.6	59.4
Estate**	17,879	21,510	49.5	50.5

** including Corporate & Non-Corporate sectors

* including Liquor, Narcotic drugs and Tobacco

Poverty Head Count Index (HCI), availability of electricity and safe drinking water and school attendance by sector - 2006/07 and 2009

Sector	Poverty HCI (%)		Availability of Electricity (%)		Availability of Safe drinking water (%)		School attendance (%)	
	2006/07	2009	2006/07	2009	2006/07	2009	2006/07	2009
Sri Lanka	15.2	7.6	80.0	85.0	84.8	87.3	97.8	99.4
Urban	6.7	6.5	94.9	96.5	97.7	96.8	97.8	100.0
Rural	15.7	7.7	78.5	83.2	85.0	87.1	98.2	99.5
Estate	32.0	9.2	62.3	84.0	46.2	65.1	91.8	97.4

“Pleasure in the job puts perfection in the work.”

