

# Statistics Newsletter

1st Issue

June, 2009

ISSN 1800-3095

Being the one and only state agency for collecting compiling disseminating statistics for the formulation of policies aimed at the development of the country, the department has an active role to play in rebuilding the nation at the end of the war of three decades.

## Inside this issue:

Public and Semi-Government Sector	2
Employed in Agriculture	2
Census - 2011	3
Construction Industries	3
Survey on Tea Small Holding	3
Microdata Archiving & Dissemination	4
News & Events	4

## The Economic Performance of 2008

The year 2008 has been reported as a year of economic crisis globally. This started with financial crisis. Many countries reported down turn in their economic performance, increases in unemployment, increases in prices, decreases in external trade and shortages in food supply etc. With this environment, Sri Lanka is having another additional burden from the humanitarian operations against terrorism and its expenditure has risen to the highest ever level in the year 2008. Accordingly, the economic performance for the year 2008 has to be reviewed under this environment.



*Internally displaced are fed by the government*

The Economic performance of Sri Lanka has recorded a 6.0 percent GDP growth rate in 2008. The first three quarters of the year achieved above 6.0 percent GDP growth rate. However, the fourth quarter reported

a 4.3 percent growth rate by hitting the global financial crisis. The economic activities under agriculture, Tea and Minor export crops, under industry, Gem mining and gas and Services, Import trade, Export trade and Hotels & Restaurants have reported a significant downturn in real terms of value added for the fourth quarter of 2008.

The annual average inflation rate based on GDP implicit price indicator is 16.3 percent for the year 2008.

The total agriculture sector recorded a 7.5 percent growth rate for the year 2008. The Yala season which falls in the third and fourth quarters of the year reported the highest growth rate of 50.5 percent within last two decades for the paddy production. The other food crops which consist of seasonal crops, cereals, vegetables and fruits also reported a 4.7 percent growth rate for the year 2008. The Fishing sector also reported 9.9 percent growth rate for the year 2008.

The performance of external trade was unfavorable from the fourth quarter of 2008. The exports of major export products of Tea, Rubber, Cinnamon, Textile garments and

Gems have reported a down turn in quantities and also prices of those products have come down. The total value of exports has increased by 4.2 percent in 2008 over the last year. In Dollar Terms the value of imports has increased by 24.0 percent in 2008 over the last year.

The growth rate of the financial sector was 6.6 percent as against 8.7 percent in 2007. It is worth mentioning that none of the approved commercial banks or institutions has reported negative value added in their performance for the reference year 2008. The financial sector has shown a slow down in its high performance in the last two years. A large fraud and a collapse was inevitable in two unregistered financial institutions in this reference period. The gross saving rate to GDP was 17.8 percent for the year of 22.5 percent as against the previous year. This proves that slow down in financial sector performance caused reduction in the domestic savings. The total investment as a share of GDP was 27.5 percent as against the previous year was 28.3 percent. The resource gap of investment was filled by the foreign inflows of capital.

## Inflation shows one digit figure for the first time...

Worldwide economic meltdown, despite world largest economies in a crisis situation, Sri Lanka has managed to contain its rate of inflation in the month of February 2009 is 7.6% for the first time in two and a half years from July 2006.

The inflation rate is continuously declined trend from July 2008. Prices of food commodities recorded decrease trend due to the low cost of production of agricultural consumer goods specially the vegetables and fresh fish from main producing areas. On average, expenditure on food decreased by Rs.58.13 during the month of February 2009. Retail prices of most varieties of vegetables de-

creased due to the more supply from main producing areas. Compare with the month of January 2009, the Colombo Consumers price index decreased by 0.1% for the month of February. Of the total decrease of 0.1 percent, food items decreased by 0.16 percent mainly due to vegetables (0.19 percent) Red Onions (0.02 percent) and fish and sea food (0.02 percent). There is an increase of 0.02 percent and 0.06 percent in Housing, Water, Electricity, Gas and other fuels and communication respectively. Not only the Sri Lanka's point to point (YOY) inflation, the annual average inflation also decreased from 21.6% in January to 20.3 percent in

February 2009, due to higher food and energy prices prevailed during the first half of the year.

On year to year basis, the highest contribution to the overall increase of around 39 percent came from food commodities which rose by 3 percent in February 2009. Among the food commodities, Rice, Vegetables, Dhal, Milk power, Coconut and Coconut oil which have significant weights in the CCPI basket recorded prices increases on a year to year basis. Under the non food category, the prices of Gas rose by 9% while Kerosene oil, Petrol and diesel came down by 29 percent, 6 and 13 percent respectively.

# Census of Public and Semi-Government Sector Employment-2006

The first Census was conducted in 1980. since 1990, the department has conducts this Census once in four years. The Census conductor on 1st July 2006 was the seventh in the series.

Information of the employees on permanent, casual, temporary, contract basis or other bases in the state sector, provincial public sector and semi-government sector were collected.

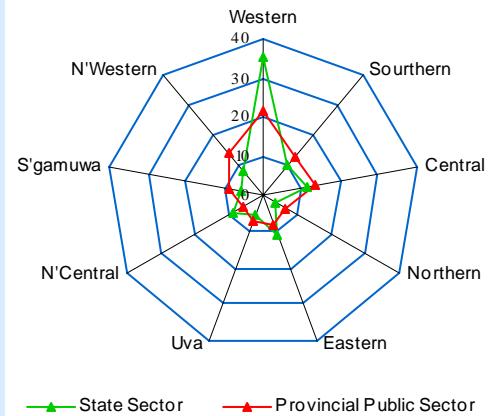
Employees attached to the armed forces ( Army, Navy and Air Force ) excluding those on the civil staff and field laborers in the State owned Estates were not included in this Census.

The objective of the census is to provide accurate statistics relating to personnel in the public service and in semi government sector that are required for man power planning and policy making in public and semi government sectors.

## Findings of the Census

Background Characteristics	State Sector		Prov. Pub. Sector	
	No.	%	No.	%
<b>All Employees</b>	<b>334,277</b>		<b>292,715</b>	
<b>By Sex</b>				
Male	227,763	68.1	117,909	40.3
Female	106,514	31.9	174,806	59.7
<b>By Age Group*</b>				
Under 40	173,336	51.8	124,222	42.4
40+	159,748	47.8	167,933	57.4
<b>By Ethnicity*</b>				
Sinhalese	303,241	90.7	229,429	78.4
Tamils	18,626	5.6	45,805	15.6
S.L. Moors	10,518	3.2	16,845	5.8
<b>Status of Designation</b>				
Senior & Tertiary Grade	27,150	8.1	17,650	6.0
Secondary Grade	191,520	57.3	213,712	73.0
Primary Grade	115,607	34.6	61,353	21.0
<b>Educational Qualifications*</b>				
Below G.C.E.(A/L)	180,952	54.1	88,748	30.3
G.C.E.(A/L)	102,551	30.7	116,315	39.7
Degree and above	50,774	15.2	85,113	29.1
<b>Knowledge in Using Computer</b>				
Able to use Computer	91,605	27.4	89,016	30.4
Able to use Internet	42,959	12.8	32,780	11.2
Able to use E-mails	43,818	13.1	32,280	11.0
<b>Language Ability to Competency for Profession</b>				
Sinhalese, can work in Tamil	22,274	7.3	8,740	3.8
Tamils, can work in Sinhala	8,621	46.3	22,169	24.4

Note: \* Unspecified and/or other are not included



A provincial public service was created by the government in 1991. These employees are employed under provincial councils.



"Every one can find fault, few can do better"

## Employment in Agriculture Sector goes up

The labour force Quarterly Survey, is conducted by the department to measure the trends of employment unemployment and labour force in Sri Lanka.

The following table on employed population reveals some issues connected with the current economic

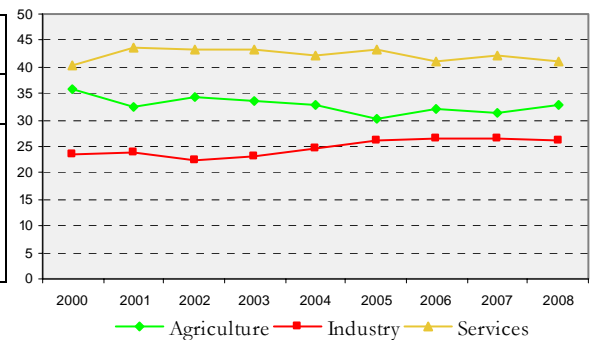
crisis.

This shows the percentage representation of employment in the main industry from 4th Q. 2007 to 4th Q. 2008. The total no. of persons in Sri Lanka is estimated as about 40.5% in the 4th Q. of 2008 of which about 40.5% is engaged in services sector

employment and 34.1% in agriculture sector.

When the distribution of the employment between 4th Q. 2007 to 4th Q. 2008 is compared, agriculture sector shows a marked increase. But the service sector shows otherwise:

Year/ Quarter	% Employed in major industry group			
	Total	Agriculture	Industry	Services
4th Q 2007	100%	33.00%	25.00%	41.50%
1st Q 2008	100%	31.80%	26.40%	41.80%
2nd Q 2008	100%	30.10%	27.20%	42.60%
3rd Q 2008	100%	34.70%	26.10%	39.20%
4th Q 2008	100%	34.10%	25.50%	40.50%



## Training of DCS Staff

The training division of the department has conducted a number of training programmes for the staff of the department under STATCAP Project. A country course was conducted on National Accounts with the sponsorship of SIAP.

A description of the training courses conducted by the training division is given below.

Trainings	Trained
<b>1.Computer training programme</b>	
i. Basic Computer Applications	14 officers
ii. Web Designing	19 officers
iii. GIS Application	10 officers
iv. Use of STATA and SPSS packages	38 officers
<b>2. Special Trainings</b>	
i. Workshop on Millenium Development Goals	26 officers
ii Country courses on National Accounts	25 officers



# Census of Population and Housing 2011

Preliminary activities for the Census of Population and Housing to be conducted in 2011 have been started and numerous activities are being done.

Preparing the maps and plans demarcating the boundaries of GN divisions and census blocks are under way. Awareness programmes on preparing maps were conducted for selected GNN and field work has been started in 12 districts. The divisional secretaries and the GNN for the respective GN divisions are involved in this

activity. Technical sub committees have been appointed and given TORS. Steering committees are being held once a month.

75% of updating of village and estates lists has been completed.

International consultancy has been sought to study the methodologies and definitions to make the necessary changes in the method of enumeration. A request has been made to get the support of an expert through UN-FPA.

Dr. S.Suharto, former head of the Indonesia National Statistics Office visited the Department of Census and Statistics in March and has made recommendations on possible method of enumeration to be adopted at the next census.

Selected officers have been given a demonstration by “Sanje Lanka” company using image scanning techniques for data capture and collaborative presentation was done by SPS International (India) and East West Information Systems Sri Lanka.

Technical sub committers have been appointed to prepare Sri Lanka Standard Classification of Occupation (SLSCO) based on the revised ISCO.08 as well as Sri Lanka Standard Industrial Classification (SLSIC) based on ISIC Rev.04.

The Department is seeking possibilities of using new and emerging technologies in census data processing activities. As a part of that, using intelligent character Recognition (ICR) technology for data capturing is explored.

## Survey of Construction Industries 2007

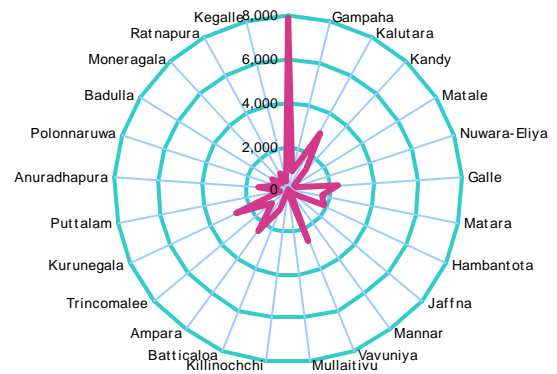
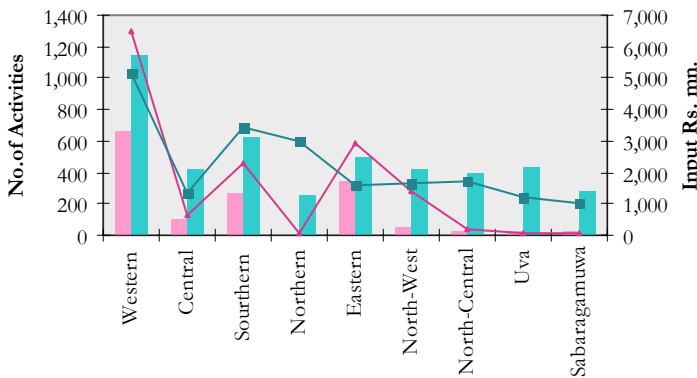
The survey of construction industries was initiated at the request of ICTAD in 1993. Since then the survey has been

conducted by the industries division of the department annually. The construction survey of industries 2007 provides

some important insights on the sectors to the data users and the planners.

**“The devil finds work for idle hands”**

**Construction Activities carried out and Inputs**



## Survey on Tea Small Holdings 2008/2009

It is proposed to conduct this sample survey annually to collect information needed to produce services such as financial, technical and human development for tea small hold-

ing sector, which spreads over 14 districts. The survey questionnaire was designed to canvass comparative information on tea varieties, productivity, human resource, and lack of

labour by using a sample of tea small holdings selected from 8 main tea growing districts. Preparing of the questionnaire was attended during the year 2008.

## Microdata Archiving and Dissemination



*A National Workshop on Microdata Documentation and Dissemination was conducted by the Dept. on 28th January*

Two workshops were conducted during January to May 2008 at Distance Learning Centre on Microdata archiving and dissemination under the Accelerated Data Programme(ADP) sponsored by the World Bank. There were 35 officers from DCS and other government institutions participated in this workshop.

The main task of ADP is to strengthen the

country's capacity in producing statistical data relevant to policy design, monitoring and evaluation by improving the standards of documenting and preserving the existing microdata using better dissemination methods and broadening the scope of survey programs and statistical outputs in priority data needs.

*Application forms to get microdata file, for further analyses and researches can be obtained from the information unit of the department at 15, Maitland Crescent, Colombo 07 .*

## News & Events 2008

### Retirements

Mr. T. T. Kodithuwakku –Senior Statistician  
 Mr. G.H.N.J. Dodangoda - Senior Statistician  
 Mr. W.F.M.J. Fernando - Senior Statistician  
 Mr. S. Sinnarajah - Senior Statistician  
 Mr. M.B.M. Alwis - Senior Statistician  
 Mrs. W.A.S. Weerawansa - Statistician  
 Mr. C. Rajarathnam - Statistician  
 Mrs. M.S.J. Botheju - Statistician  
 Mrs. Y.C. Pathmini - Statistician  
 Mr. L.T.Nimal - Statistician  
 Mr. P.R.Munasinghe -Statistical Officer  
 Mr. S.W.R.Samaranayake – Statistical Officer  
 Mrs. D. Peris - Statistical Officer  
 Data Controller - 01  
 Senior System Record Keeper - 01  
 Data Entry Operators - 02  
 Management Assistants - 05  
 K.K.S. - 03

### Releases

Mr.D.P.K. Ranasinghe-Statistician  
 Mr.H.M.K.P. Karunarathna-Statistician  
 Mr.G.T.K.S. Perera-Statistician  
 Mr.. M.M.M.Maheer - Statistical Officer  
 Mr.. H.N.B.Abhayawardana - Statistical Officer  
 Mr.. K.U.Jayasekera - Statistical Officer  
 Mr. R.B.U.P.K.Rajarama - Statistical Officer  
 Mr. W.V.D.S.M.Warakagoda– Statistical Officer  
 Mr. P.G.A.R. De Silva- Statistical Officer

Mr. D.A.S. Dahanayake- Statistical Officer  
 Cording Clerk - 01

### Recruitments

Mr. W.P.S. Sisilarathna - Statistician  
 Mrs. M.D.D.D. Deepawansa - Statistician  
 Mr. W.M.A.U.B. Weerathunga - Statistician  
 Mr. J.M.P.Jayasundara - Statistical Assistant  
 Mr. H.L.M.Prasanna - Statistical Assistant  
 Mr. S.S.Jayasiri - Statistical Assistant  
 Mr. M.R.R.S.Weerawansa - Statistical Assistants

### Promotions

Mr.W.Chandrasiri –Printing Manager

### Vacation of Post

Mrs.Niruba Janarthanan - Statistician  
 Mr. S.Sudanandan - Statistical Assistant  
 Mr. R.G.De Silva - Statistical Assistant  
 Cording Clerk - 02  
 Drivers - 02  
 K.K.S. - 03

### Deaths

Mr. B. Balendran - Statistical Officer



Publisher: Publications Divisions  
 Department of Census & Statistics  
 104 A, Kithulwatta Road  
 Colombo 08

Phone: 011-2697634  
 Fax: 011-2694666  
 E-mail: publication@statistics.gov.lk



Our  
 Sincere  
 Thanks to

Department of Census & Statistics  
 P.O.Box 563  
 Colombo

Phone: 011-2682176  
 Fax: 011-2697594  
 E-mail: dgcensus@statistics.gov.lk

Mr. D.C.A. Gunawardena,  
 Mrs. L.F. De Silva,  
 Mr. W.M.G.A. Bandara,  
 Mrs. N. Kumarasinghe,  
 Mr. J.A.P. Balasooriya,  
 Mr. S.A.S. Bandulasena

Director/ Prices & Wages  
 Director/Census of Population  
 Director/Administration Division  
 Deputy Director/National Accounts  
 Deputy Director/Demography & Social statistics  
 Deputy Director/Data Processing

For their co-operation by providing news items